



PARTS LIST



T13264

Cobra™ 51 CNC Lathes

Equipped with the
GE Fanuc 21T Control

Revised: September 28, 1999

Document No. PL-90
Part No. PL -0009500-0090

Litho in U.S.A.
October, 1998

TO ORDER REPLACEMENT PARTS

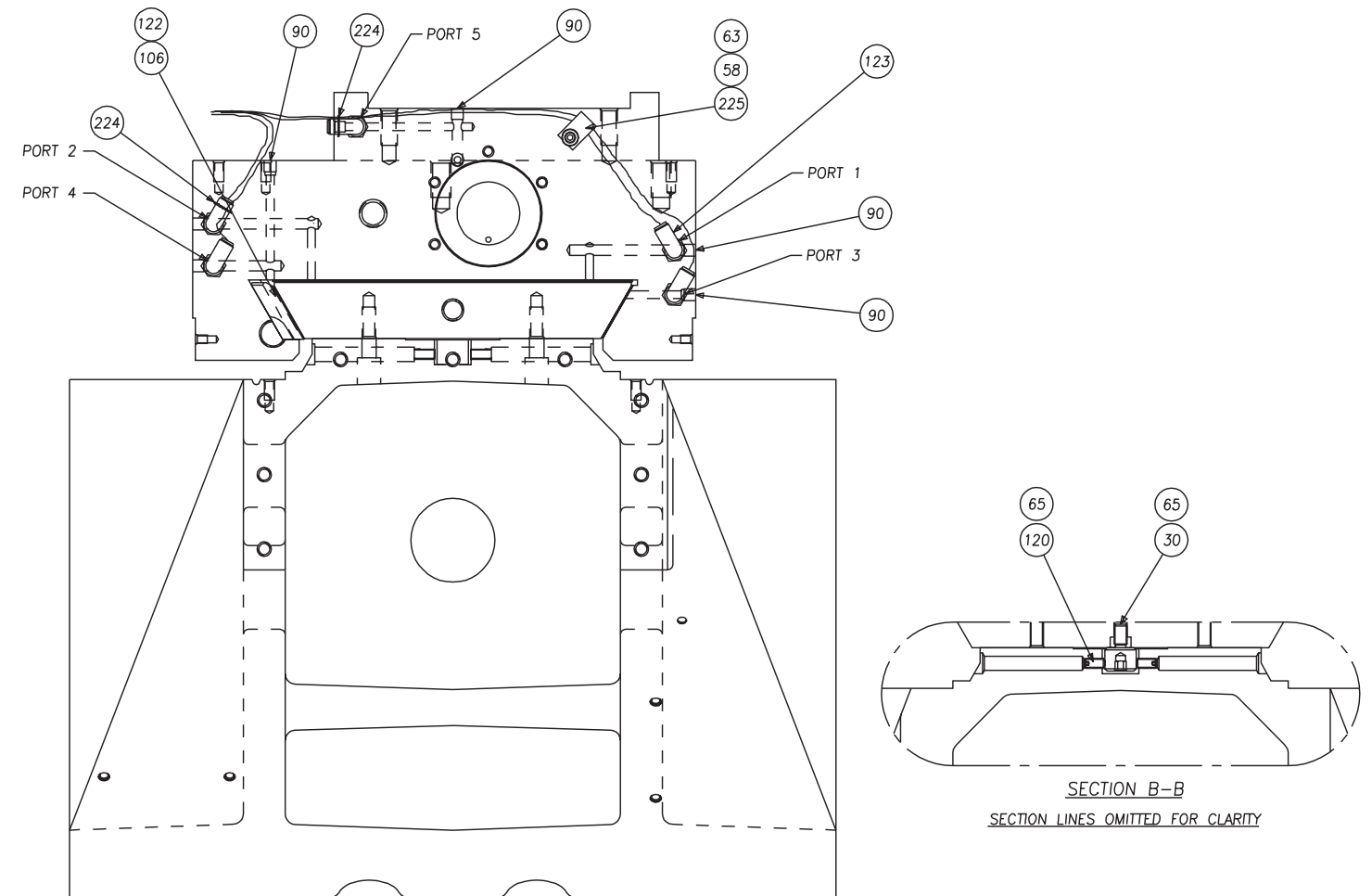
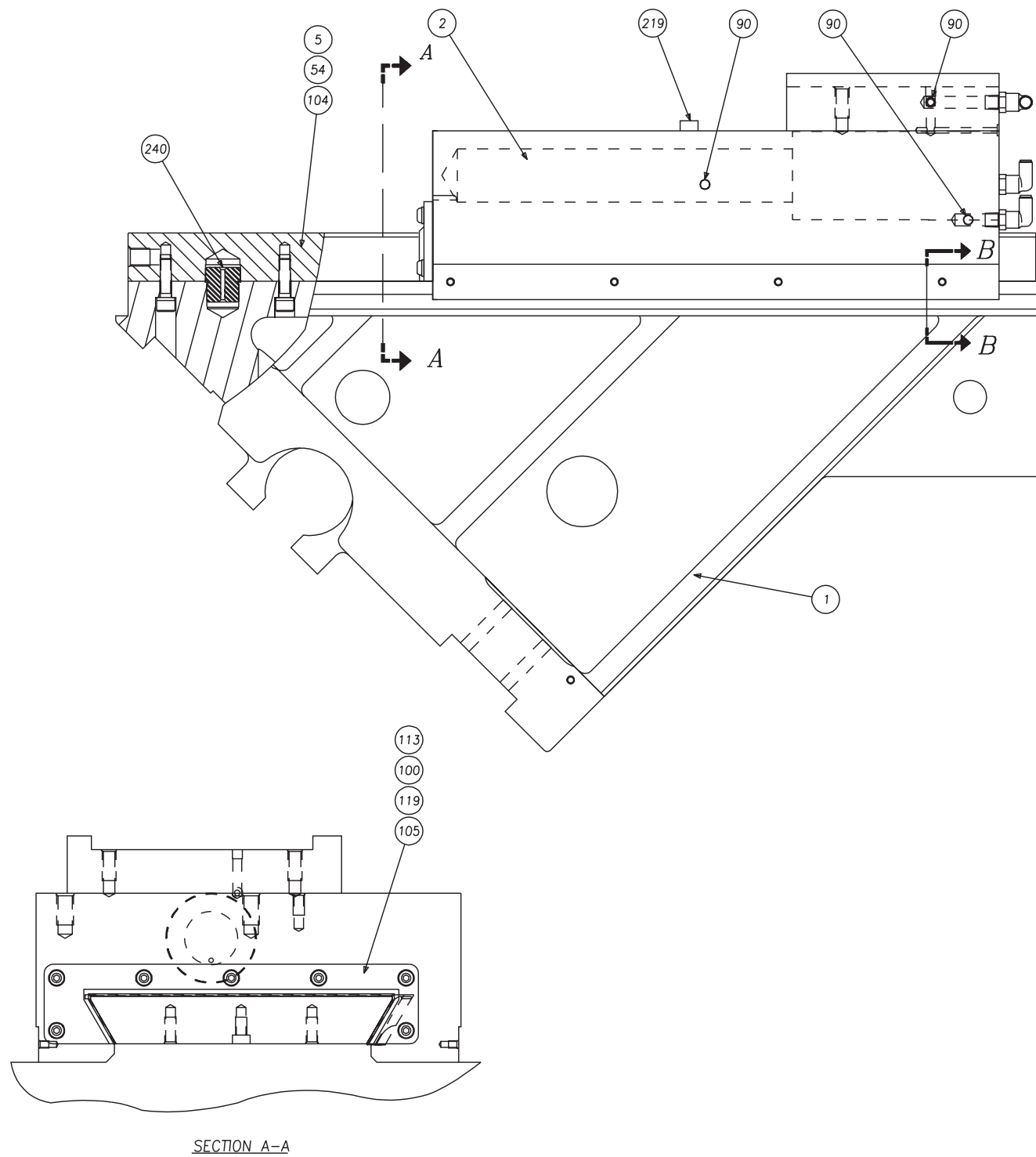
Please provide the following information when ordering replacement parts:

1. The complete machine serial number. The serial number tag is located on the power case door, near the main disconnect switch.
2. List the following:
 - a. Manual Number (PL-90).
 - b. Page Number.
 - c. Item Number.
 - d. Part Description.
 - e. Part Number.
 - f. Quantity of each part required.
3. Specify how and where to ship.

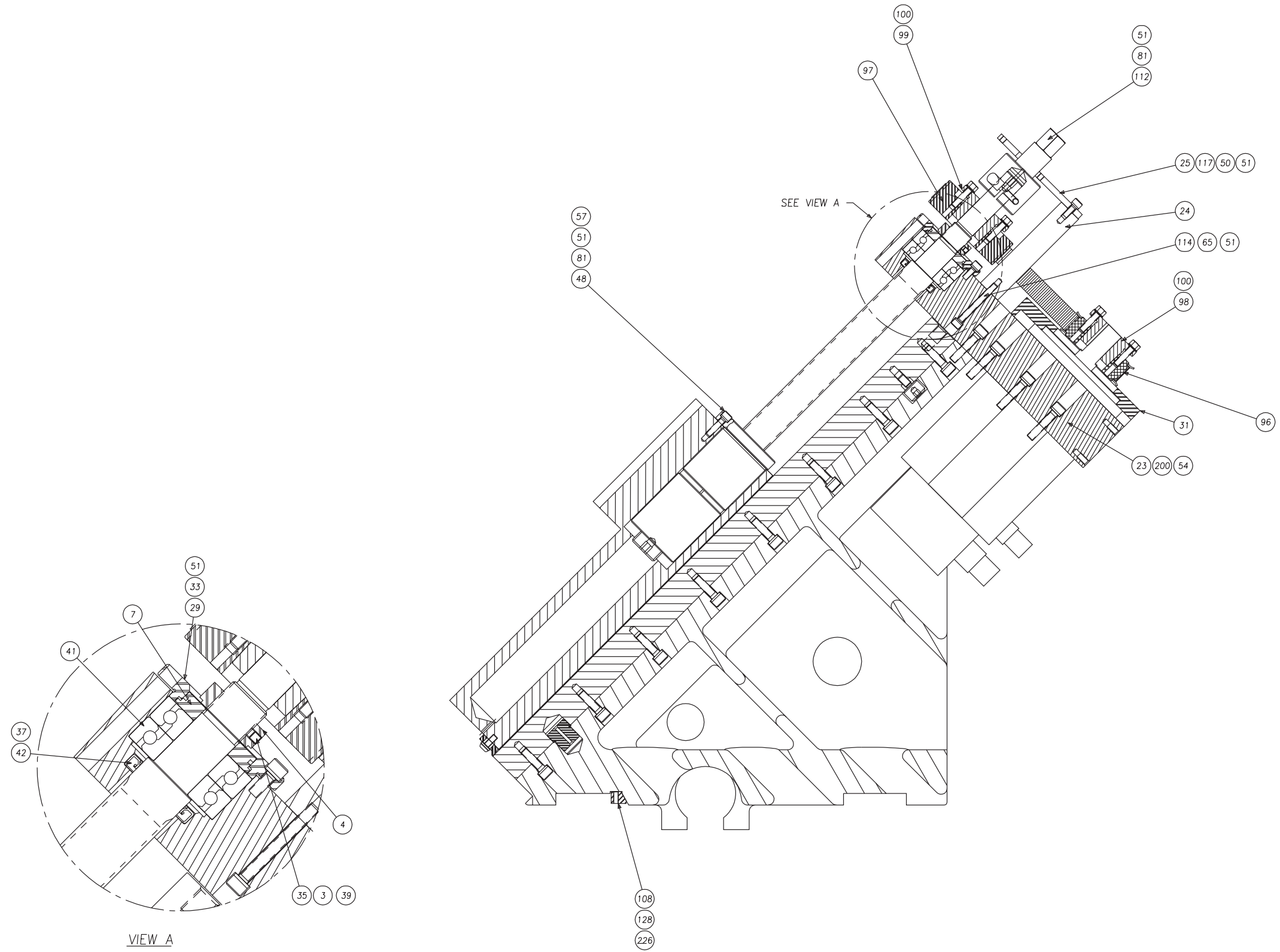
Hardinge Inc.
One Hardinge Drive
P.O. Box 1507
Elmira, New York USA 14902-1507
Phone: (607) 734-2281 FAX: (607) 734-8819

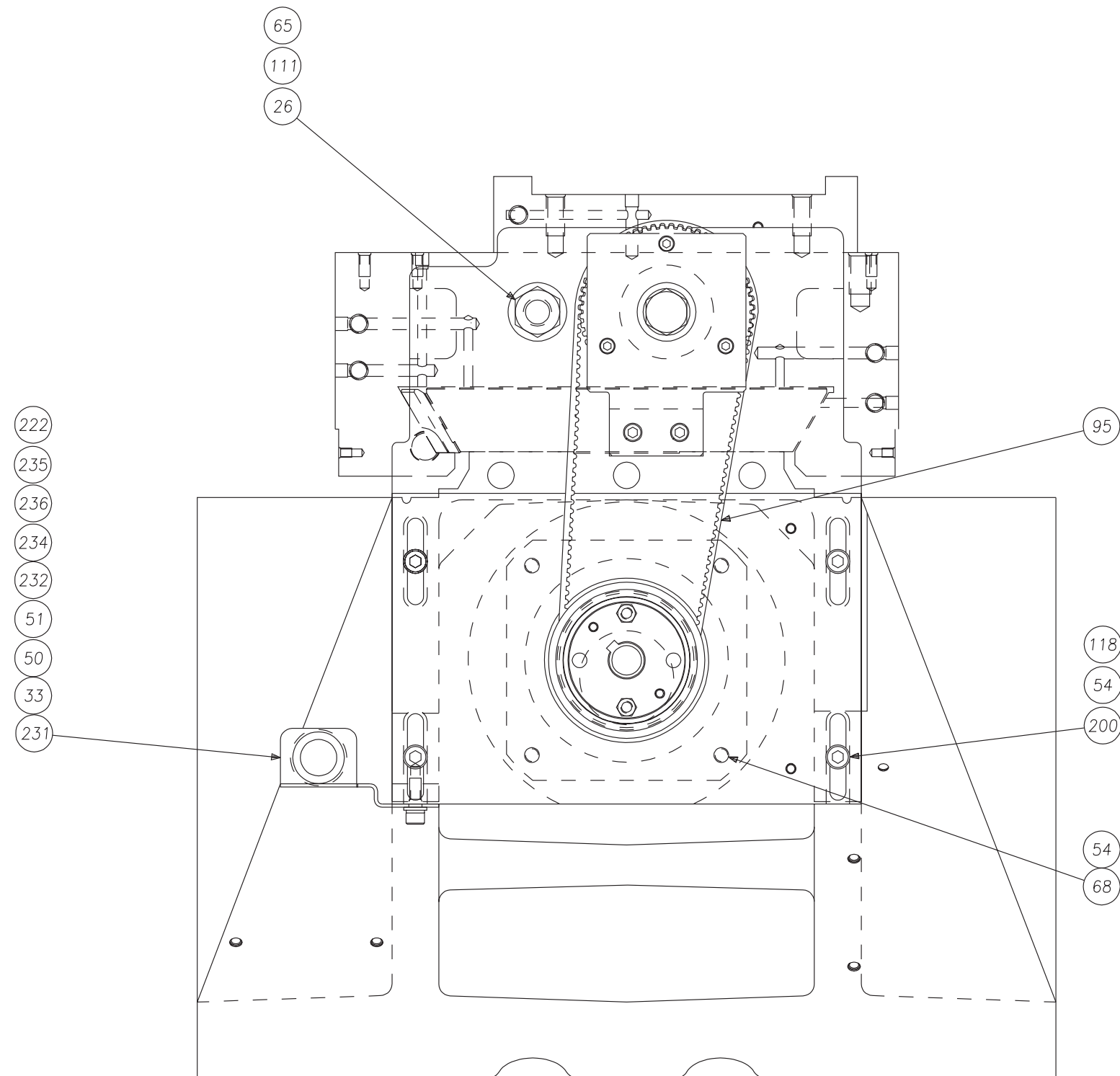
- Contents -

Carriage and Cross Slide Assembly	1 - 5
Coolant Guard Assembly	6 - 8
Coolant Tank Assembly	9
Coolant Tank Assembly, Chip Conveyor	10
Headstock/Collet Closer Assembly	11
Hydraulic Unit Assembly	48
Hydraulic Unit Hose Assemblies	49
Hydraulic Unit Tailstock Option	50
Operator Control Panel, CE Mark	12
Operator Control Panel, Non-CE Mark	13
Part Catcher Assembly	14 - 15
Pedestal Assembly	16 - 29
Power Case Assembly, CE Mark	30 - 33
Power Case Assembly, Non-CE Mark	34 - 37
Power Case Panel Assembly, CE Mark	38
Power Case Panel Assembly, Non-CE Mark	39
Tailstock Assembly	40 - 42
Tailstock Sub-Assembly	43
Turret Assembly	44 - 45
Turret Top Plate, Hardinge	46
Turret Top Plate, VDI	47

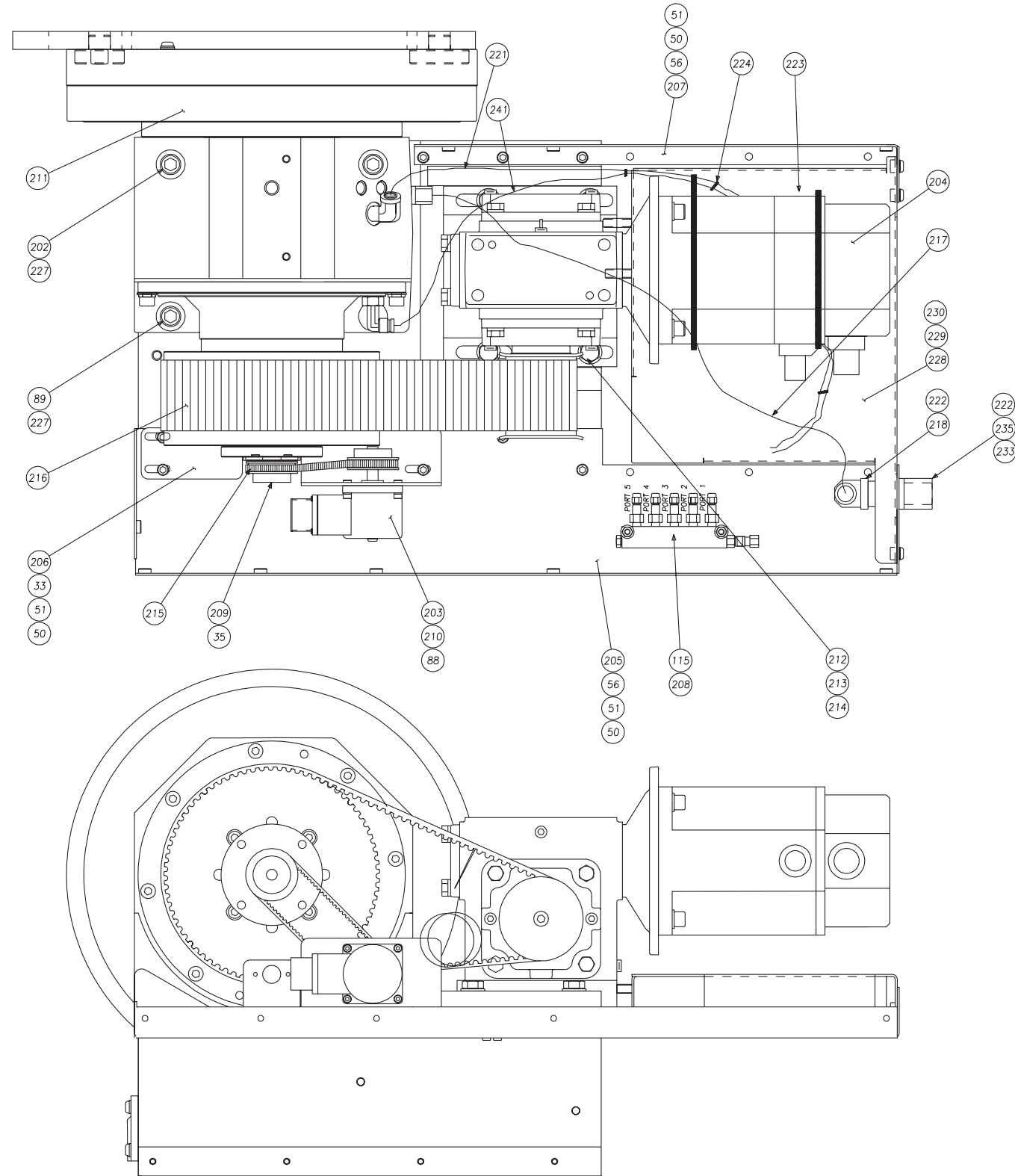


Carriage and Cross Slide Assembly





Carriage and Cross Slide Assembly

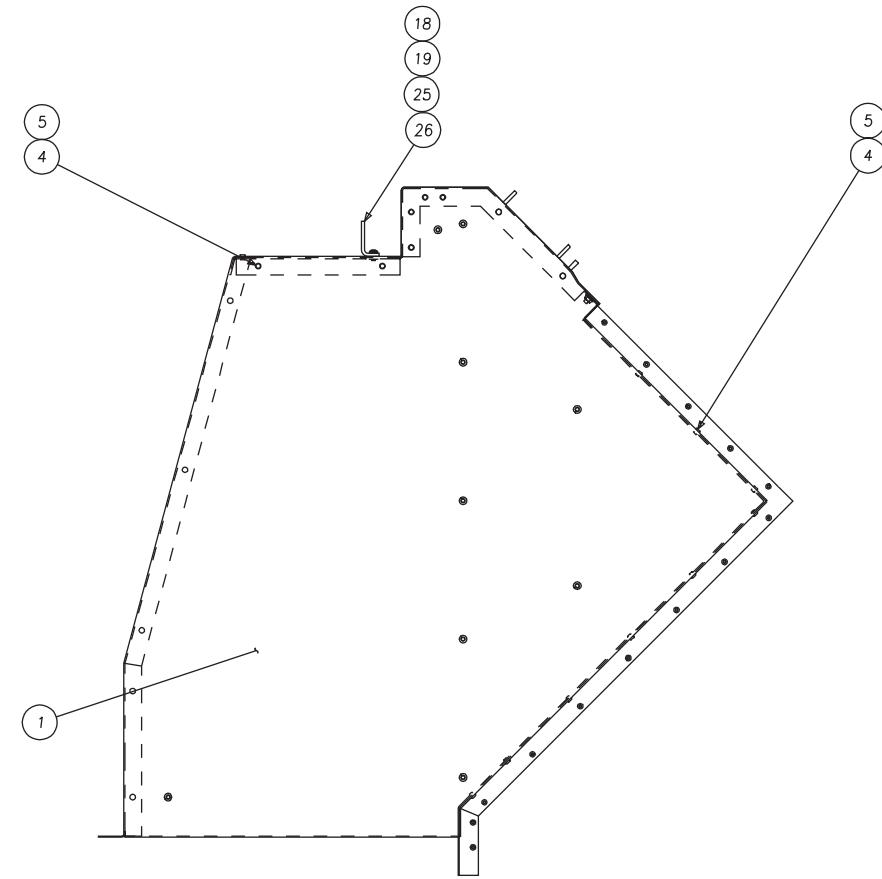
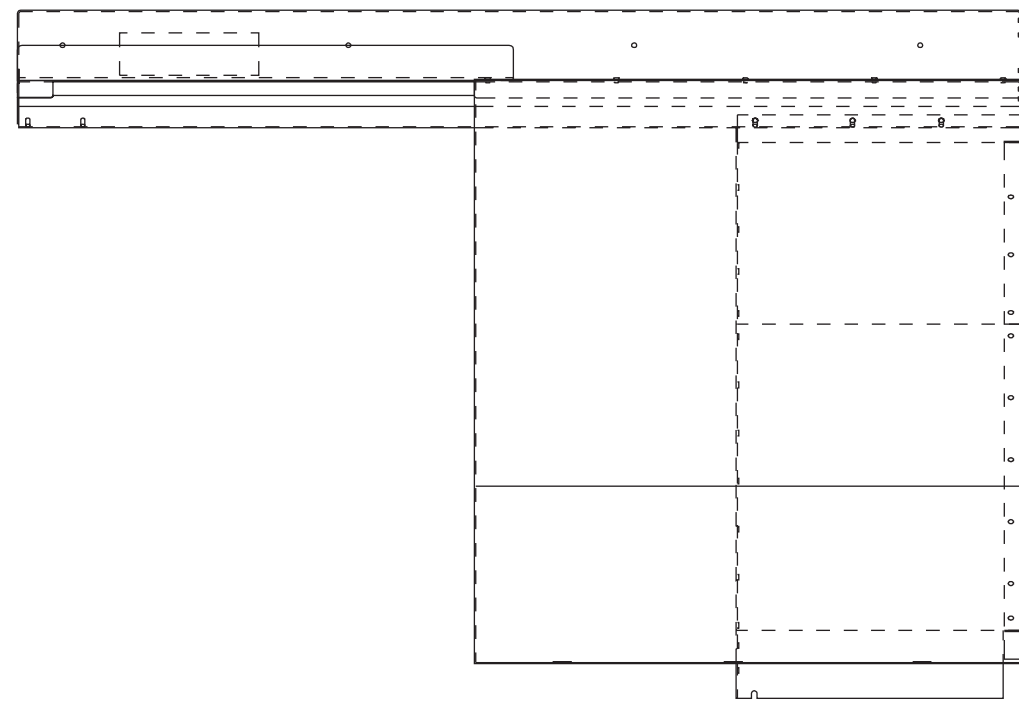
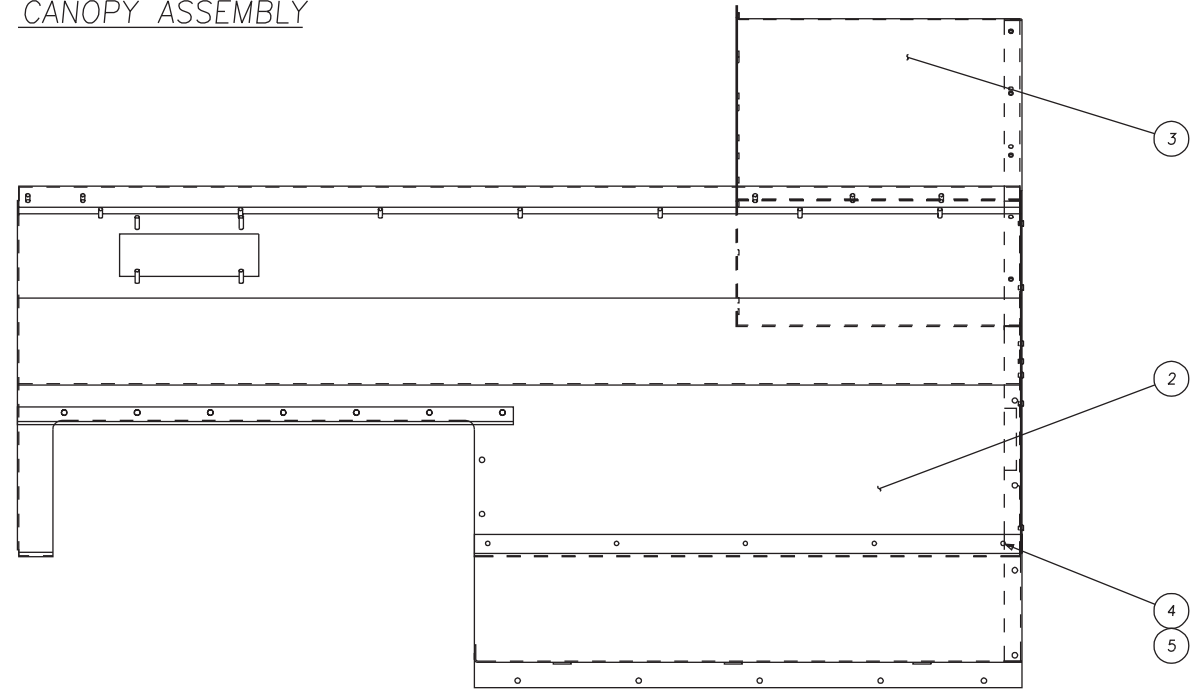


238 239 237 201

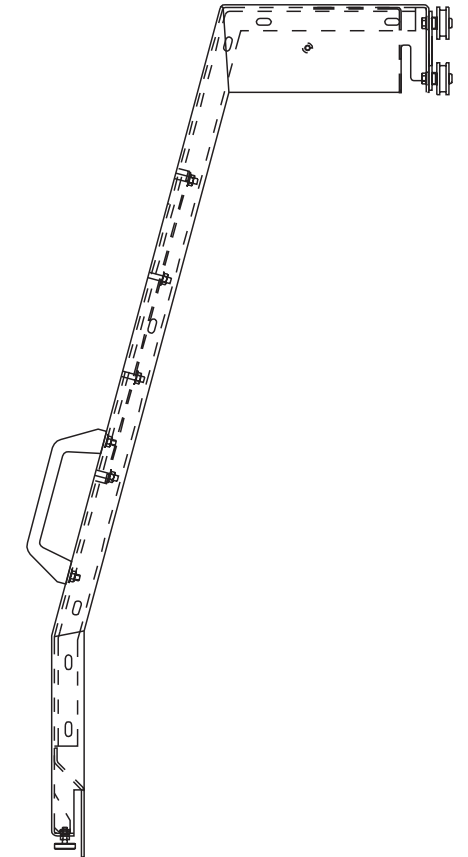
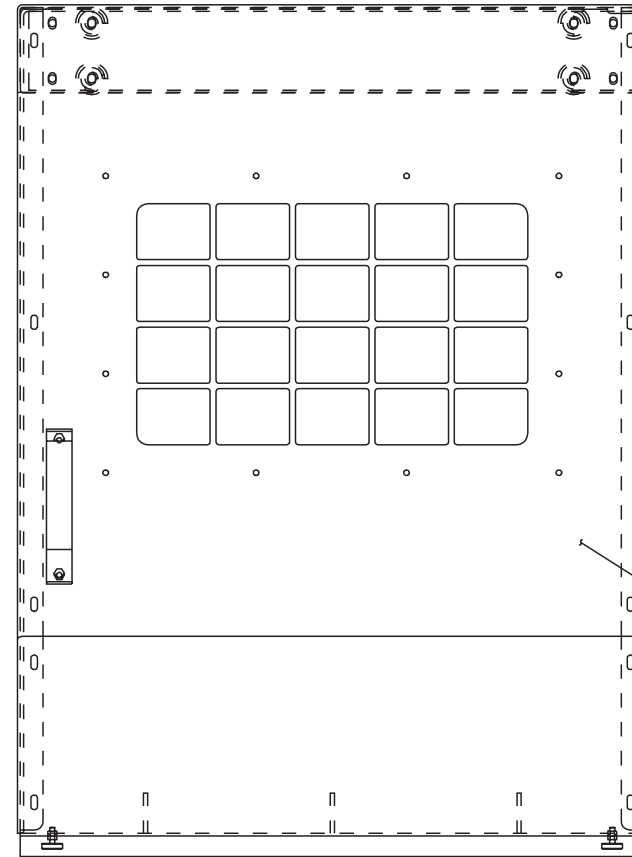
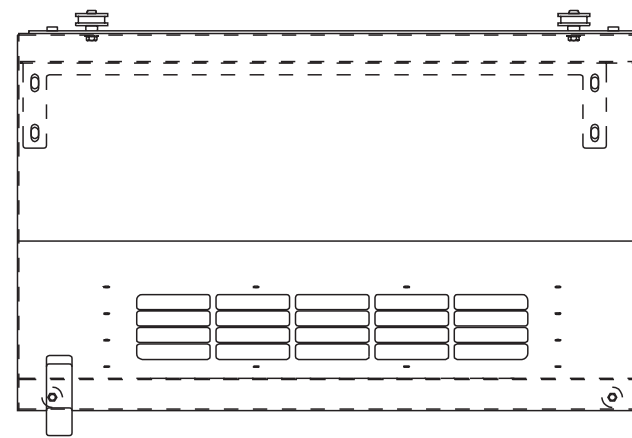
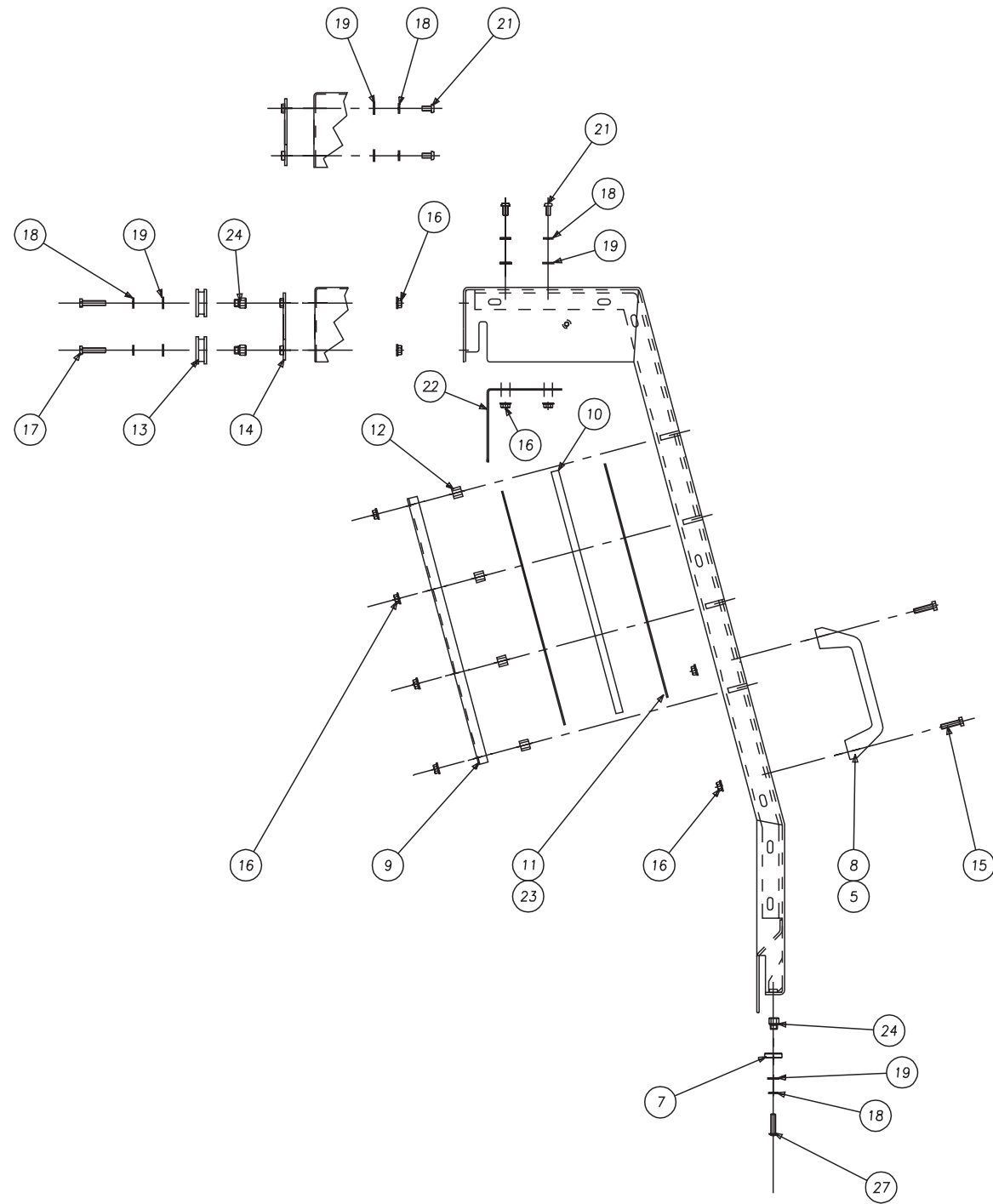
241	AH 0007007NF	3	TUBING, 1/4 OD
240	CS 000463001	1	DOWEL, PIVOT DOWEL
239	MS-0103526	6	SCREW
238	HLA-0010523	1	OIL, MOBIL VACTRA #2
237	LO-0003231	1	CARR. & CROSS SLIDE PICT.
236	LC-0007007-03	2.08	TUBING, 3/4 OD
235	LC-0007702-14	2	ADAPTER, 3/4 -1/2 NPT
234	CC-0006966	1	CLAMP, HOSE
233	LC-0011259-01	1	ADAPTER, 3/8 - 1/2 NPT
232	LC-0008384	1	ELBOW, 1/2 NPT - 3/4 BARB
231	LCA-0001990-34	1	BRACKET, COOLANT SUPPORT
230	MW-0263610	3	M6 WASHER, STAR
229	MS-0303615	3	M6 SCREW, BHSS x 10mm
228	LC-0001990-29	1	STIFFENER, TURRET
227	HL-0010053	4	WASHER, LOCK
226	MW-0193510	6	M5 WASHER, LOCK
225	CH-0009623-02	1	CLAMP
224	CK-0008104	5	TY-WRAP
223	AH-0009910	2	TY-WRAP
222	SB-0010884-S	.03	SEALANT, HYDRAULIC
221	HG-0007007-02	3	TUBING, 1/4 OD
219	CL-0006709	1	DOWEL, 1/2 x 1
218	SG-0007702-02	1	CONNECTOR, 90 DEG PUSH ON
217	SG-0007007	2.5	TUBING, 1/2 OD
216	LC-0003346-T	1	BELT, TURRET
215	LC-0003346-TE	1	BELT, TURRET ENCODER
214	MW-0104010-H	4	M10 WASHER, FLAT, HARDENE
213	MW-0184010	4	M10 WASHER, LOCK
212	MS-0154020	4	M10 SCREW, HHCS x 30mm
211	LC-0000008	1	TURRET ASSEMBLY
210	MS-0103416	4	M4 SCREW, SHCS x 12mm
209	LC-0003177-TE	2	PULLEY, TURRET ENCODER
208	MN-0283510	2	M5 NUT, FLANGE
207	LC-0001990-08	1	SHIELD SUPPORT, LEFT
206	LC-0001990-03	1	ENCODER BRACKET
205	LCA-0001990-09	1	SHIELD SUPPORT, RIGHT
204	LC-0007500-T	1	TURRET DRIVE ASSEMBLY
203	LC-0011797-01	1	ENCODER
202	MS-0104240	2	M12 SCREW, SHCS x 200mm
ITEM	PART NUMBER	QTY	DESCRIPTION

201	LO-0003178	1	LAYOUT, X AXIS DRIVE
200	MS-0103822	13	M8 SCREW, SHCS x 40mm
128	MS-0103526	6	M5 SCREW, SHCS x 60mm
123	SG-0007702-A12	5	ELBOW, MALE SWIV x 1/8BSP
122	HM-0006160	2	SCREW, GIB
120	MS-0553616	2	M6 SCREW, SSCP x 12mm
119	MS-0303617	7	M6 SCREW, BHSS x 16mm
118	5-0001895	4	WASHER
117	MS-0103617	2	M6 SCREW, SHCS x 16mm
115	LC-0010234-CS	1	DIST ASSY, CROSS SLIDE
114	MS-0103625	2	M6 SCREW, SHCS x 55mm
113	5P-0006431-B	7	WASHER
112	LC-0012128	1	COUPLING, X-AXIS BRAKE
111	MN-0154610	1	M16 NUT, HEX THIN (JAM)
108	LC-0006481	2	GIB, LINEAR GUIDE TAKE UP
106	LCA0007633 A	1	GIB
105	LC-0008050	1	WIPER, BEDPLATE
104	LCA0008042	1	BEDPLATE, X AXIS
100	MW-0183610	11	M6 WASHER, LOCK
99	SGA-0011682	1	BUSHING
98	LCB-0011682	1	BUSHING
97	LC-0003177-60	1	SPROCKET, 60 TOOTH
96	LC-0003177-48	1	SPROCKET, 48 TOOTH
95	LC-0003346-X	1	BELT, X AXIS
90	S-0010700-07	7	LEE PLUG
89	MS-0104223	2	M12 SCREW, SHCS x 45mm
88	MW-0193410	4	M4 WASHER, LOCK
81	MS-0103618	6	M6 SCREW, SHCS x 20mm
68	MS-0103820	4	M8 SCREW, SHCS x 30mm
65	NC-0010884	3.01	LOCTITE ADHESIVE
63	MW-0263510	1	M5 WASHER, STAR
58	MS-0303515	1	M5 SCREW, BHSS x 10mm
57	CS-0009431-04	1	"O" RING
56	MS-0103616	5	M6 SCREW, SHCS x 12mm
54	MW-0193810	33	M8 WASHER, LOCK
51	MW-0193610	24	M6 WASHER, LOCK
50	MW-0103610	12	M6 WASHER, FLAT
48	LCA-0001902-K1	1	BALL SCREW, X AXIS
42	CS-0011198-03	1	CR #12710 SEAL
41	CSA-0004140	2	BEARING, BALL
39	MS-0553512	1	M5 SCREW, SSCS x 5mm
37	C-0010994-AN	.01	GREASE ANDOX C
35	NC-0010884-01	.02	LOCTITE ADHESIVE
33	MS-0103617	9	M6 SCREW, SHCS x 16mm
31	LC-0001991	1	PLATE, X AXIS MOTOR
30	LC-0011083	1	PIN, TRAM ADJUSTMENT
29	LC-0011137	1	BEARING, RETAINER
26	LC-0007934	1	SCREW, SOLID STOP
25	LC-0001990-15	1	BRACKET, BRAKE
24	LC-0010462-BS	1	BRAKE, SUPPORT
23	LC-0011932-01	1	SUPPORT, X AXIS BALL SCRE
7	CS-0011198-14	1	SEAL, LABYRINTH
5	MS-0103819	16	M8 SCREW, SHCS x 25mm
4	CS-0000260-05	1	LOCKNUT
3	CH-0004732	1	PLUG, BRASS
2	LC-0007202-A	1	CROSS SLIDE
1	LCA0000371	1	CARRIAGE
ITEM	PART NUMBER	QTY	DESCRIPTION

CANOPY ASSEMBLY

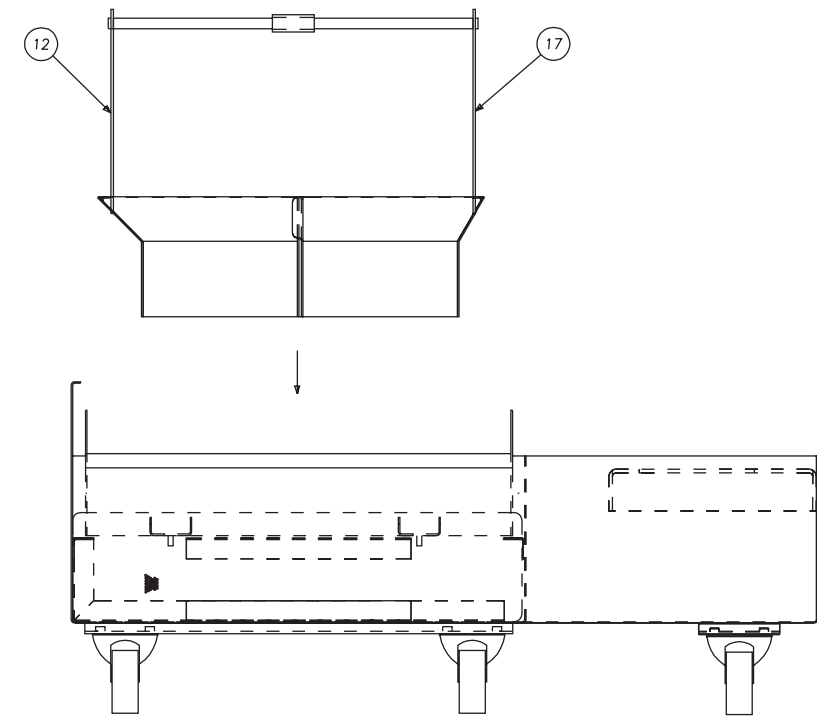
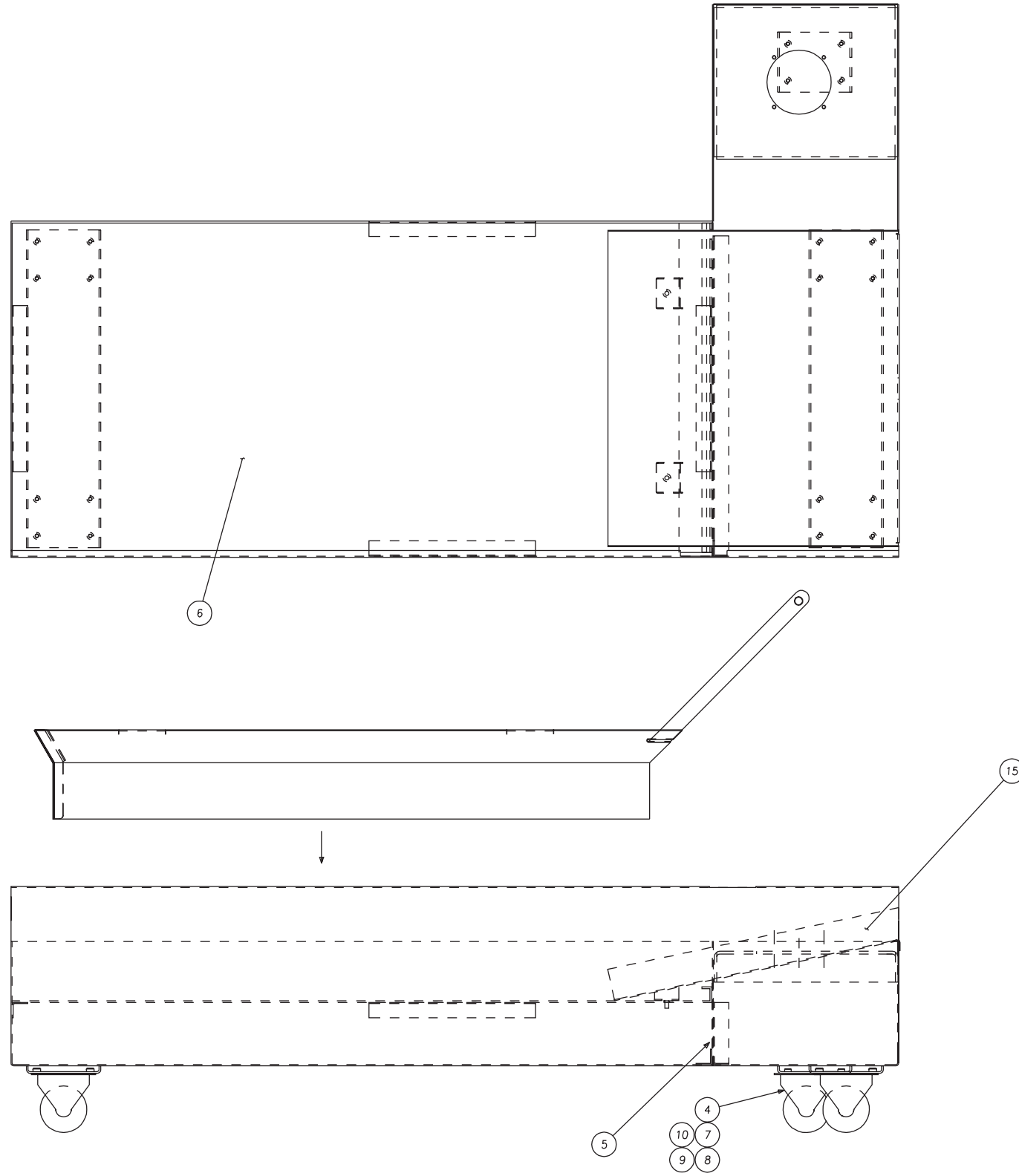


FRONT DOOR ASSEMBLY



Coolant Guard Assembly

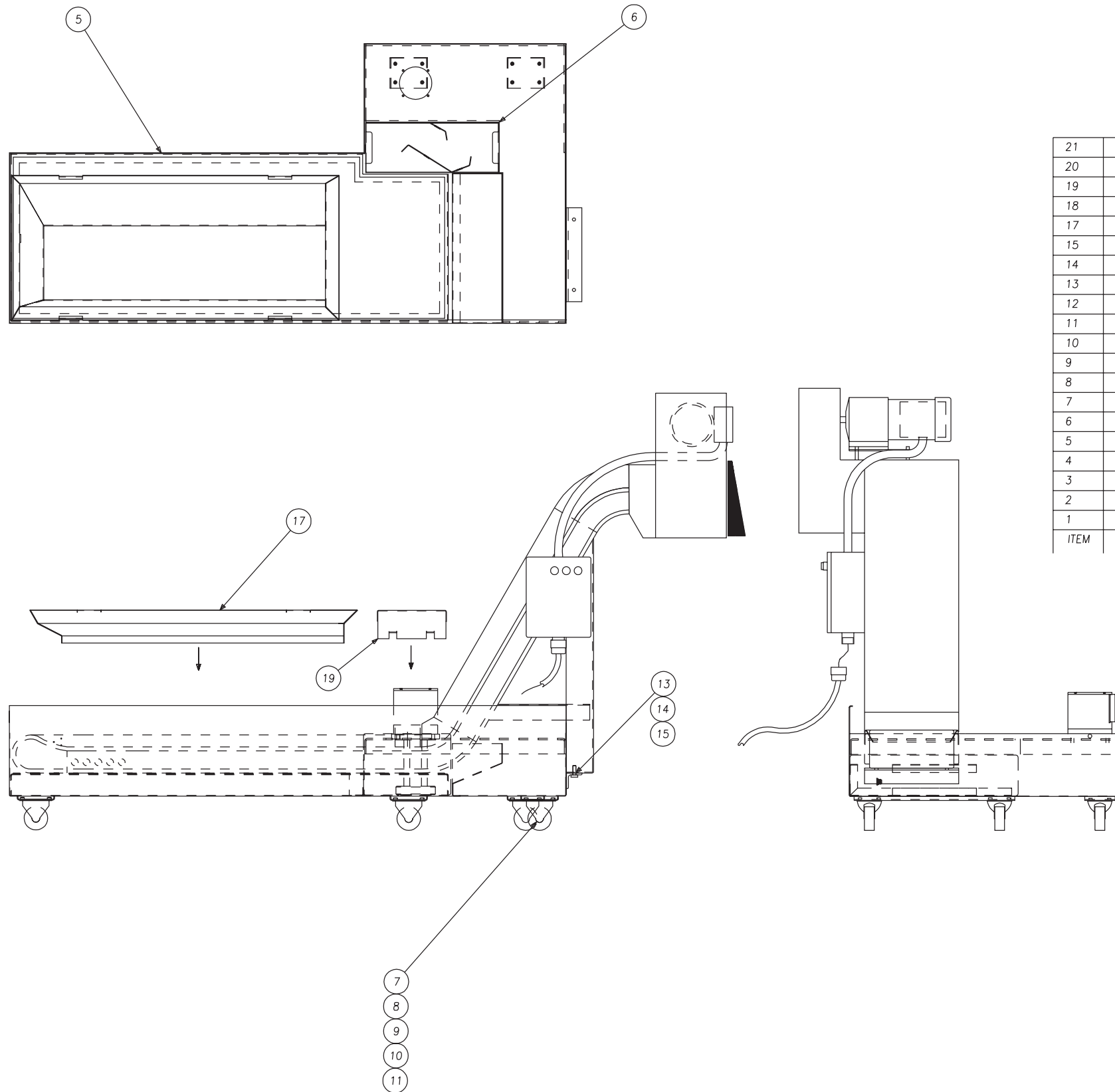
27	MS 0303620	2	SCREW, BT HD M6X1.0X30MM
26	LC 000199049	1	GUIDE, DOOR (SAFETY)
25	MS 0303616	7	SCREW, BT HD M6 X 12MM
24	LC 0010568	6	BUSHING, DOOR ROLLER
23	DV 0010884	.2	ADHESIVE, GASKET
22	LC 0001990DC	1	GUARD, DOOR CHIP
21	MS 0303616	6	M6 SCREW, BUTT HD x 12mm
20	NC 0010884	.1	ADHESIVE, LOCTITE #242
19	MW 0103610	19	M6 WASHER, FLAT
18	MW 0183610	19	M6 WASHER, LOCK
17	MS 0153620	4	M6 SCREW, HEX HD x 30mm
16	MN 0283610	20	M6 NUT, FLANGE
15	MS 0153617	2	M6 SCREW, HEX HD x 16mm
14	LC 000199011	1	PLATE, ROLLER MOUNT
13	LC 0011404	4	DOOR ROLLER ASSEMBLY
12	CS 001118206	12	BUSHING, WINDOW
11	LC 001011604	2	GASKET, WINDOW
10	HGA001044905	1	WINDOW, DOOR
9	LC 000199018	1	FRAME, WINDOW-FRONT
8	LC 0010642	1	HANDLE, DOOR
7	AH 0011281	2	BEARING
6	LCA0000221FD	1	DOOR, FRONT
5	GE 0010884	.32	ADHESIVE, SILICONE
4	LC 0008419	20	RIVET, POP CLOSED-END
3	LCA0006418	1	LABYRINTH, RIGHT REAR
2	LC 0000221TC	1	TOP, FRONT CANOPY
1	LC 0000221CA	1	CANOPY, MAIN
ITEM	PART NUMBER	QTY	DESCRIPTION



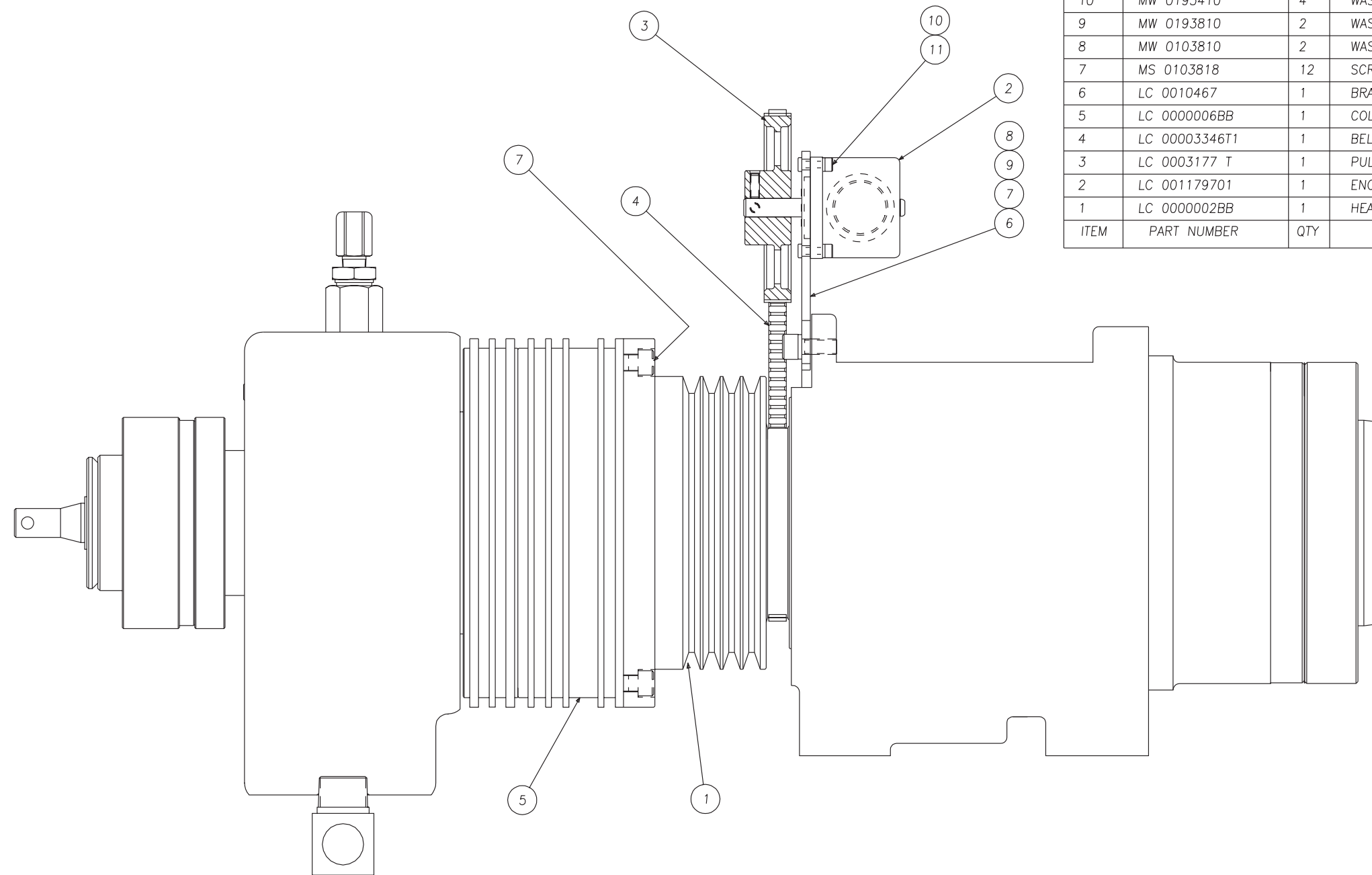
RIGHT SIDE VIEW

17	LCA-0001990-38	1	ASSY, SPLASH GUARD BACKSI
16	LCA000331514	1	INSERT, TANK
15	LCA-0003315-09	1	SLIDE, CHIP
14	LC-0003315-11	1	SUPPORT, VERTICAL SCREEN
13	LC-0003315-12	1	BLOCK, LCL CASTER MOUNTIN
12	LCC-0000221-SG	1	ASSY, SPLASH GUARD NEARSI
11	LC-0003315-03	2	BLOCK, LCL CASTER MOUNTIN
10	NC-0010884	.01	LOCTITE ADHESIVE
9	MW-0103610	20	M6 WASHER, FLAT
8	MW-0183610	20	WASHER, M6 LOCK
7	MS-0303617	20	SCREW, M6 x 16mm BTHD
6	LCA-0003315-08	1	SCREEN, LCL COOLANT TANK
5	LCA-0003315-02	1	SCREEN, LCL VERTICAL
4	LC-0011557	5	CASTER, LCL SWIVEL
3	LCA-0001990-19	1	MOUNT, LCL COOLANT PUMP
2	LC-0001990-07	4	SUPPORT, COOLANT SCREEN
1	2000038	1	#14 GA (.0697)
ITEM	PART NUMBER	QTY	DESCRIPTION

Coolant Tank Assembly, Chip Conveyor



21	LC-0003315-15	1	INSERT, COOLANT TANK
20	LC-0003315-12	2	BLOCK, AUXILLARY MOUNTING
19	LCA-0010115-03	1	COVER, LCL CONVEYOR
18	LCA-0001990-43	1	SHIELD, TANK COOLANT
17	LCA-0000221-SGC	1	SHIELD, COOLANT TANK W/CO
15	MW-0194010	2	WASHER, M10 LOCK
14	MW-0104010	2	WASHER, M10 FLAT
13	MN-0114010	2	NUT, HEX M10-1.5
12	LC-0003315-03	2	BLOCK, LCL CASTER MOUNTIN
11	NC-0010884	.01	LOCTITE ADHESIVE
10	MW-0103610	24	WASHER, M6 FLAT
9	MW-0183610	24	WASHER, M6 LOCK
8	MS-0303617	24	SCREW, BT HD M6X1.0X16MM
7	LC-0011557	6	CASTER, LCL SWIVEL
6	LCA-0001990-CB	1	ASSEMBLY, LCL CHIP BASKET
5	LCC-0003315-05	1	PAN, CHIP CONVEYOR
4	MS-0154020	2	SCREW, HEX HD M10X1.5X30M
3	CS-0003990-56	1	BRACKET, CHIP CONVEYOR
2	LCA-0003315-04	1	MOUNT, CONVEYOR TANK PUMP
1	2000036	1	#14 GA (.0697)
ITEM	PART NUMBER	QTY	DESCRIPTION



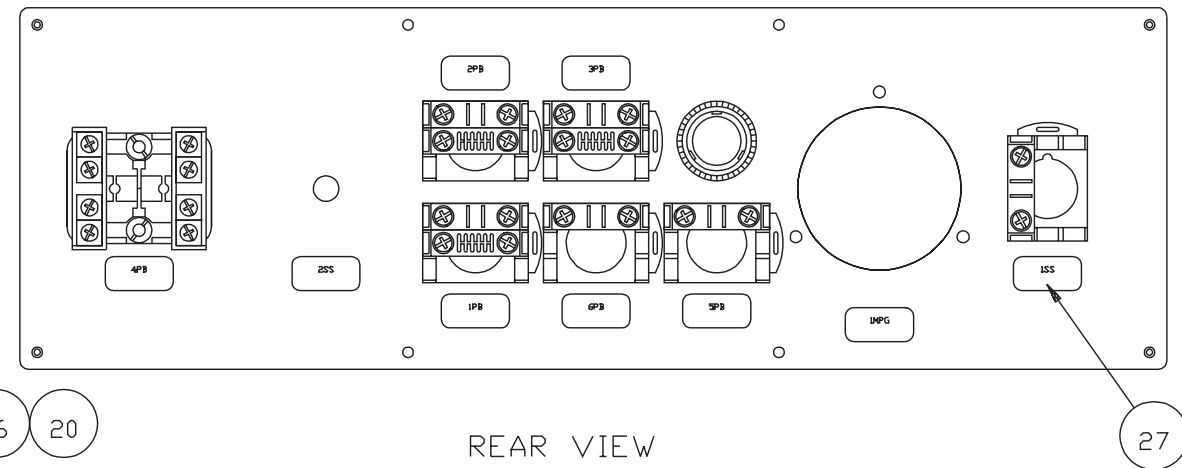
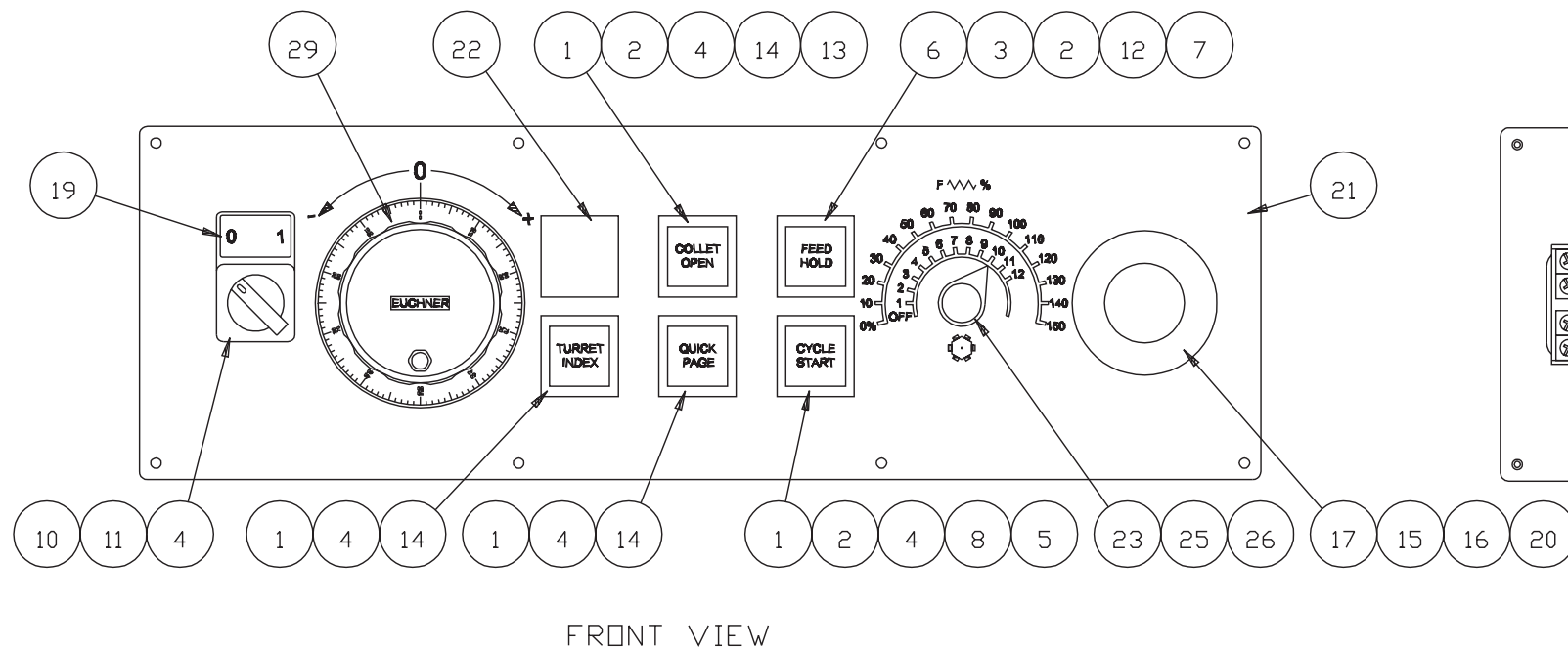
11	MS 0103417	4	SCREW, SKHD CAP M4 x 16mm
10	MW 0193410	4	WASHER, LOCK M4
9	MW 0193810	2	WASHER, LOCK M8
8	MW 0103810	2	WASHER, FLAT M8
7	MS 0103818	12	SCREW, SKHD CAP M8 x 20mm
6	LC 0010467	1	BRACKET, FEEDBACK
5	LC 0000006BB	1	COLLET CLOSER ASY
4	LC 00003346T1	1	BELT, TIMING (HTD)
3	LC 0003177 T	1	PULLEY, TIMING
2	LC 001179701	1	ENCODER
1	LC 0000002BB	1	HEADSTOCK ASY,LC,BIG BORE
ITEM	PART NUMBER	QTY	DESCRIPTION

Operator Control Panel, CE Mark

ITEM	PART NUMBER	QUANTITY	DESCRIPTION
1	LC 0003650GE25	4.000	SWITCH, OPERATOR, SQUARE, FL
2	LC 0003650GE05	3.000	SWITCH, LIGHT UNIT
3	LC 0003650GE02	1.000	SWITCH, CONTACT BLOCK, INC
4	LC 0003650GE01	5.000	SWITCH, CONTACT BLOCK, IND
5	LC 0003650GE04	1.000	SWITCH, LED, 24VDC, GREEN
6	LC 0003650GE24	1.000	SWITCH, OPERATOR, SQUARE, EX
7	LC 0003650GE21	1.000	SWITCH, LENS, SQUARE, RED
8	LC 0003650GE20	1.000	SWITCH, LENS, SQUARE, GREEN
10	LC 0003650GE18	1.000	SWITCH, 2 POSITION, SQUARE
11	LC 0003650GE31	1.000	SWITCH, NAME PLATE, ON-OFF
12	LC 0003650GE06	1.000	SWITCH, LED, 24VDC, RED
13	LC 0003650GE14	1.000	SWITCH, LAMP, 24V
14	LC 0003650GE19	3.000	SWITCH, LENS, SQUARE, CLEAR
15	SG 000365012	1.000	SWITCH, E-STOP 3 POS
16	SG 0010019	2.000	BLOCK, CONTACT
17	CN 0010116 B	1.000	GASKET, E STOP SWITCH
18	RF 0011971	1.000	BAG - MAIL
19	LCC0010366TK	1.000	TAG KIT, E-STOP PANEL
20	LC 0003650GE27	1.000	SWITCH, TAG, E STOP

ITEM	PART NUMBER	QUANTITY	DESCRIPTION
21	LC 0001904EPE	1.000	PANEL, E-STOP
22	LC 0003650GE15	1.000	SWITCH, PLUG, SQUARE, SMALL
23	CS 0006578	1.000	KNOB
24	LC 0003011ESP5	1.000	PACKAGE, CABLE LC51 ESTOP
25	CN 001011697	1.000	GASKET, ROTARY SWITCH
26	CS 000283402	1.000	SWITCH, BCD ENCODER ROTARY
27	F3 000997701	10.000	LABEL, ID
28	LC 001202451DB	1.000	DATABASE, LC51 DOMESTIC/CE
29	TT 0011796	1.000	MANUAL PULSE GENERATOR

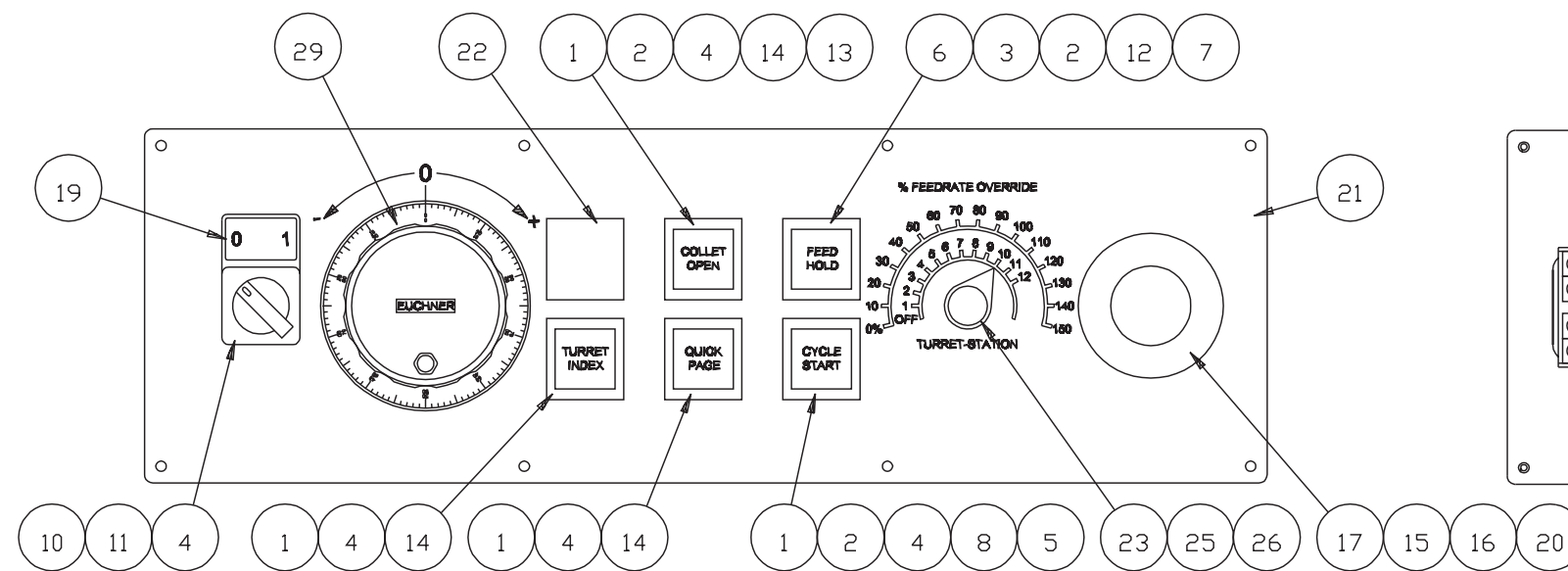
NOT SHOWN



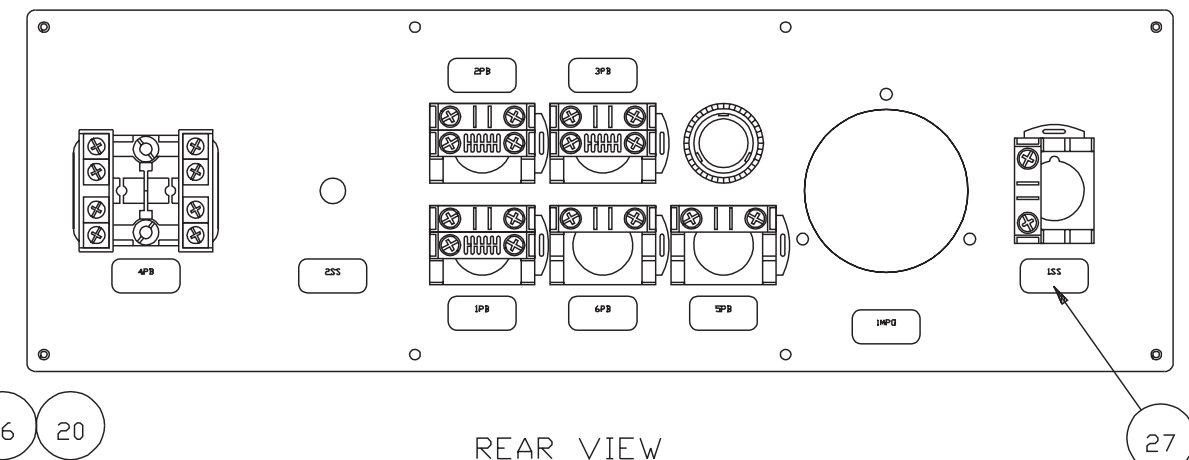
ITEM	PART NUMBER	QUANTITY	DESCRIPTION
1	LC 0003650GE25	4.000	SWITCH, OPERATOR, SQUARE, FL
2	LC 0003650GE05	3.000	SWITCH, LIGHT UNIT
3	LC 0003650GE02	1.000	SWITCH, CONTACT BLOCK, INC
4	LC 0003650GE01	5.000	SWITCH, CONTACT BLOCK, IND
5	LC 0003650GE04	1.000	SWITCH, LED, 24VDC, GREEN
6	LC 0003650GE24	1.000	SWITCH, OPERATOR, SQUARE, EX
7	LC 0003650GE21	1.000	SWITCH, LENS, SQUARE, RED
8	LC 0003650GE20	1.000	SWITCH, LENS, SQUARE, GREEN
10	LC 0003650GE18	1.000	SWITCH, 2 POSITION, SQUARE
11	LC 0003650GE31	1.000	SWITCH, NAME PLATE, ON-OFF
12	LC 0003650GE06	1.000	SWITCH, LED, 24VDC, RED
13	LC 0003650GE14	1.000	SWITCH, LAMP, 24V
14	LC 0003650GE19	3.000	SWITCH, LENS, SQUARE, CLEAR
15	SG 000365012	1.000	SWITCH, E-STOP 3 POS
16	SG 0010019	2.000	BLOCK, CONTACT
17	CN 0010116 B	1.000	GASKET, E STOP SWITCH
18	RF 0011971	1.000	BAG - MAIL
19	LCC0010366TK	1.000	TAG KIT, E-STOP PANEL
20	LC 0003650GE27	1.000	SWITCH, TAG, E STOP

ITEM	PART NUMBER	QUANTITY	DESCRIPTION
21	LC 0001904EPD	1.000	PANEL, E-STOP
22	LC 0003650GE15	1.000	SWITCH, PLUG, SQUARE, SMALL
23	CS 0006578	1.000	KNOB
24	LC 0003011ESP5	1.000	PACKAGE, CABLE LC51 ESTOP
25	CN 001011697	1.000	GASKET, ROTARY SWITCH
26	CS 000283402	1.000	SWITCH, BCD ENCODER ROTARY
27	F3 000997701	10.000	LABEL, ID
28	LC 001202451DB	1.000	DATABASE, LC51 DOMESTIC/CE
29	TT 0011796	1.000	MANUAL PULSE GENERATOR

NOT SHOWN

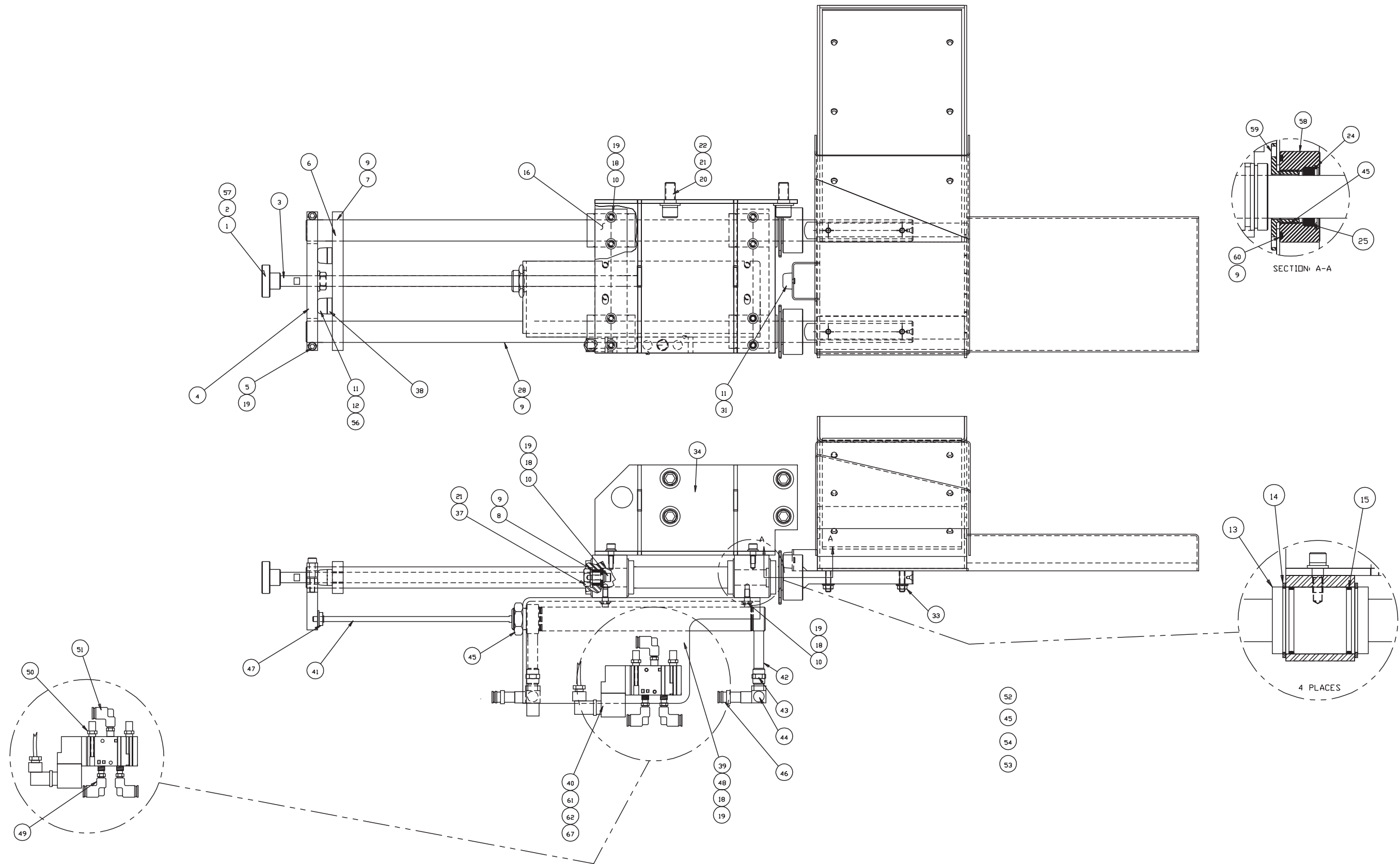


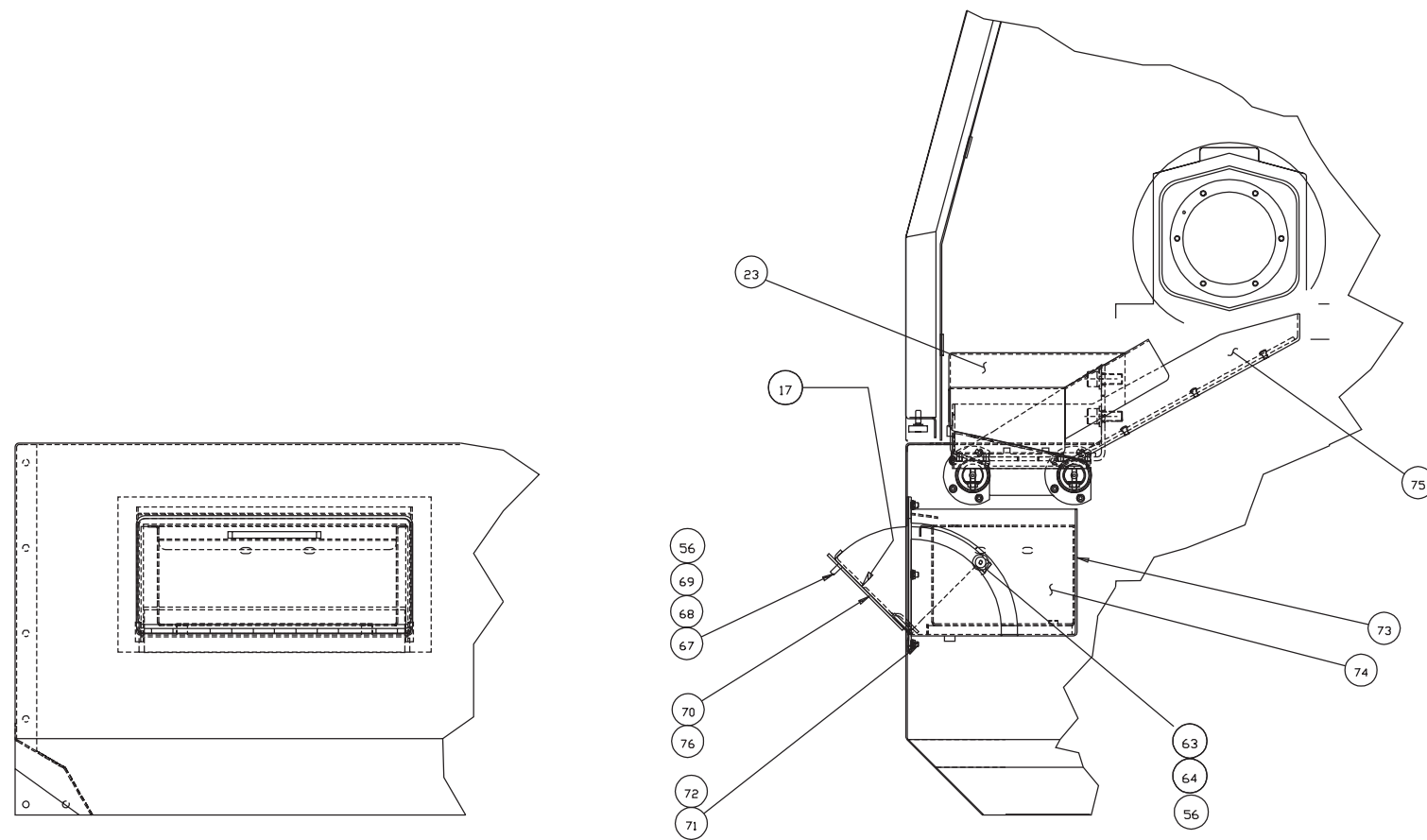
FRONT VIEW



REAR VIEW

Part Catcher Assembly





FRONT VIEW

RIGHT END VIEW

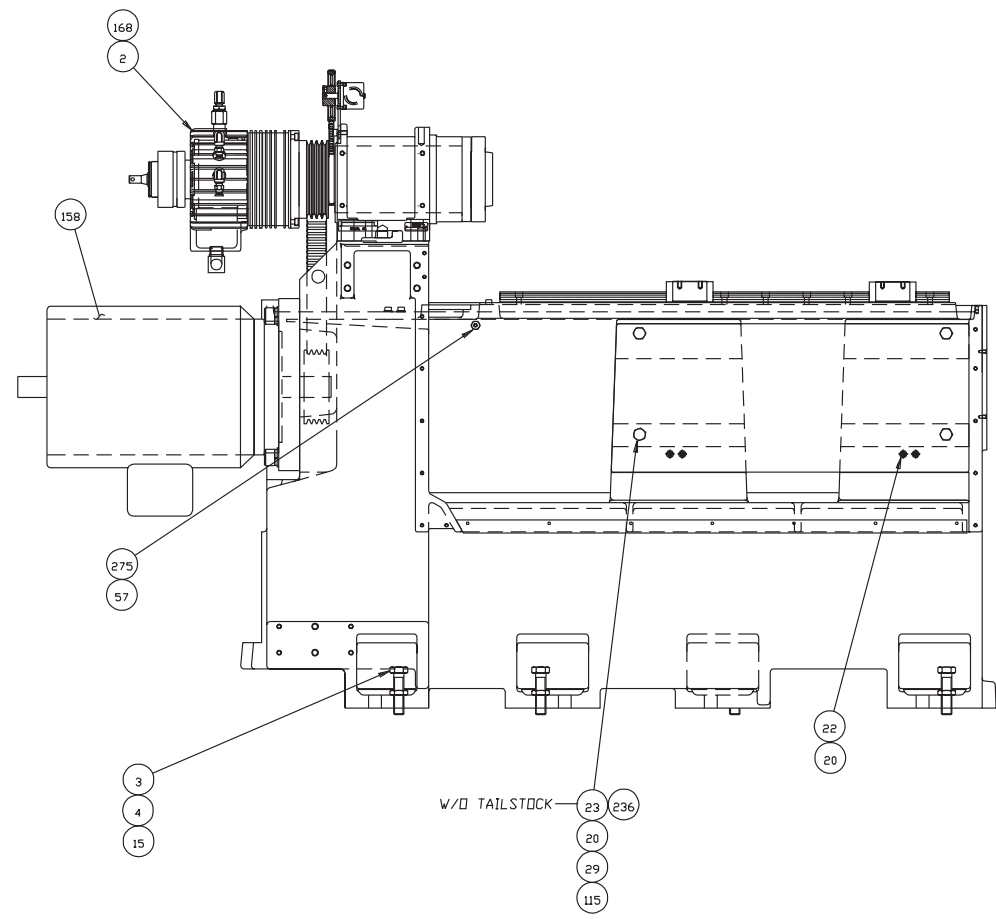
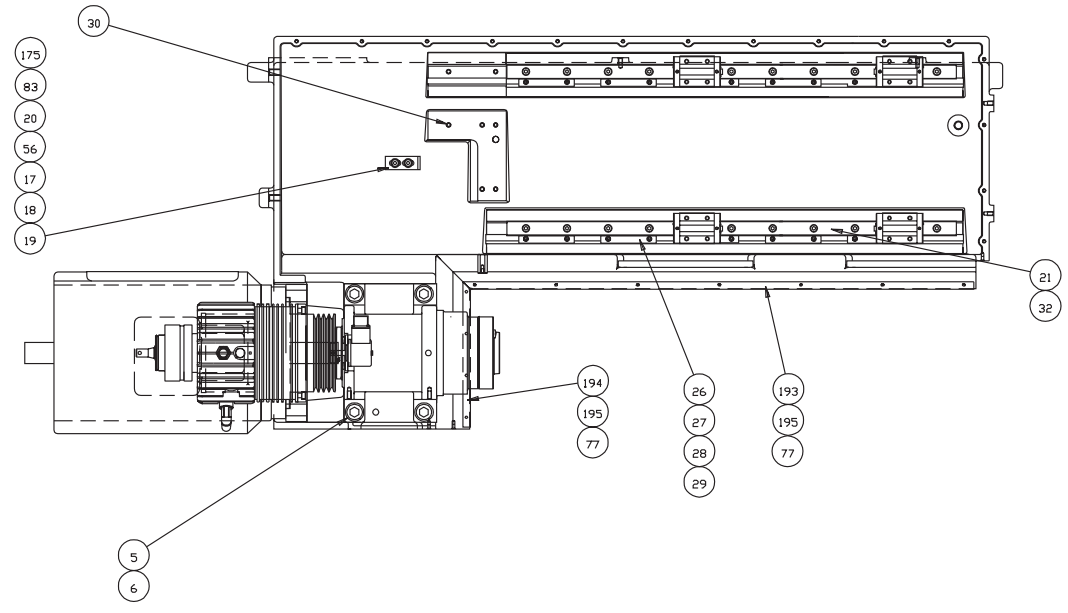
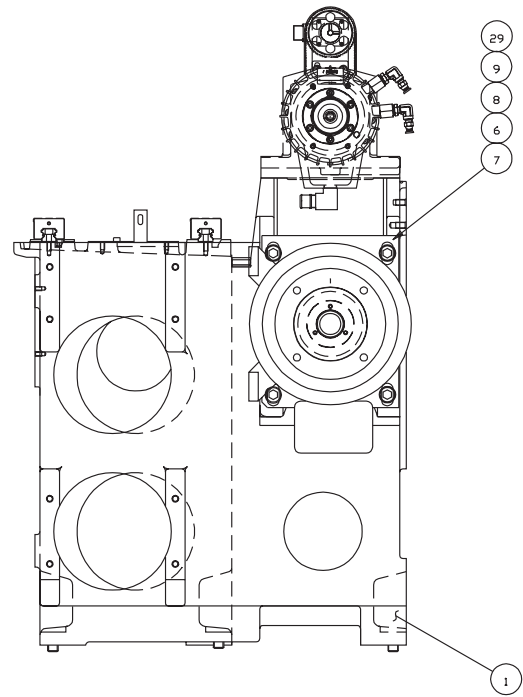
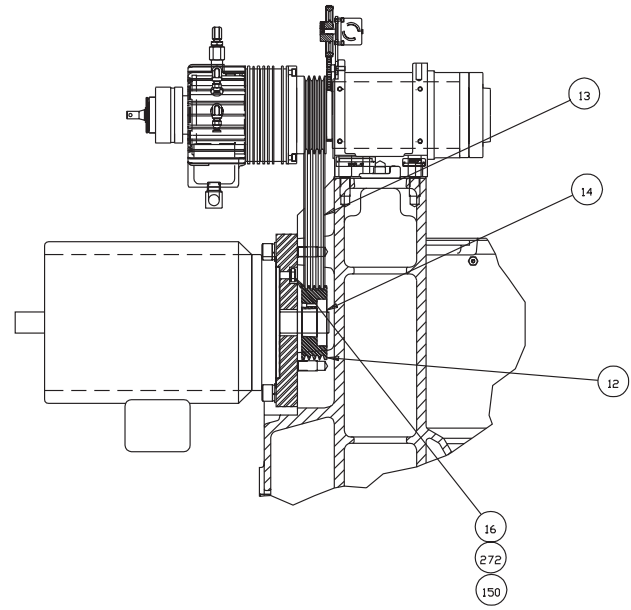
ITEMS NOT SHOWN

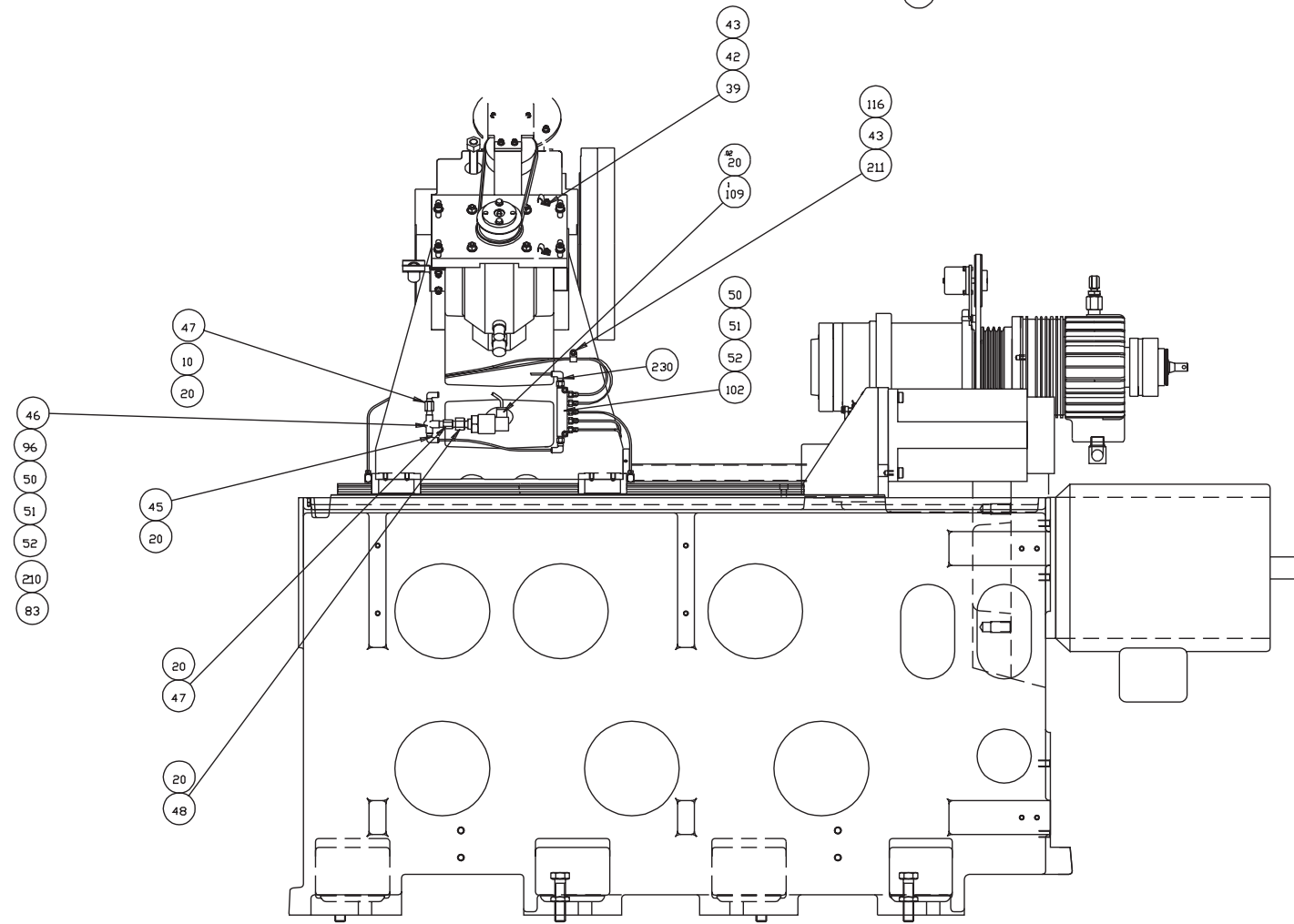
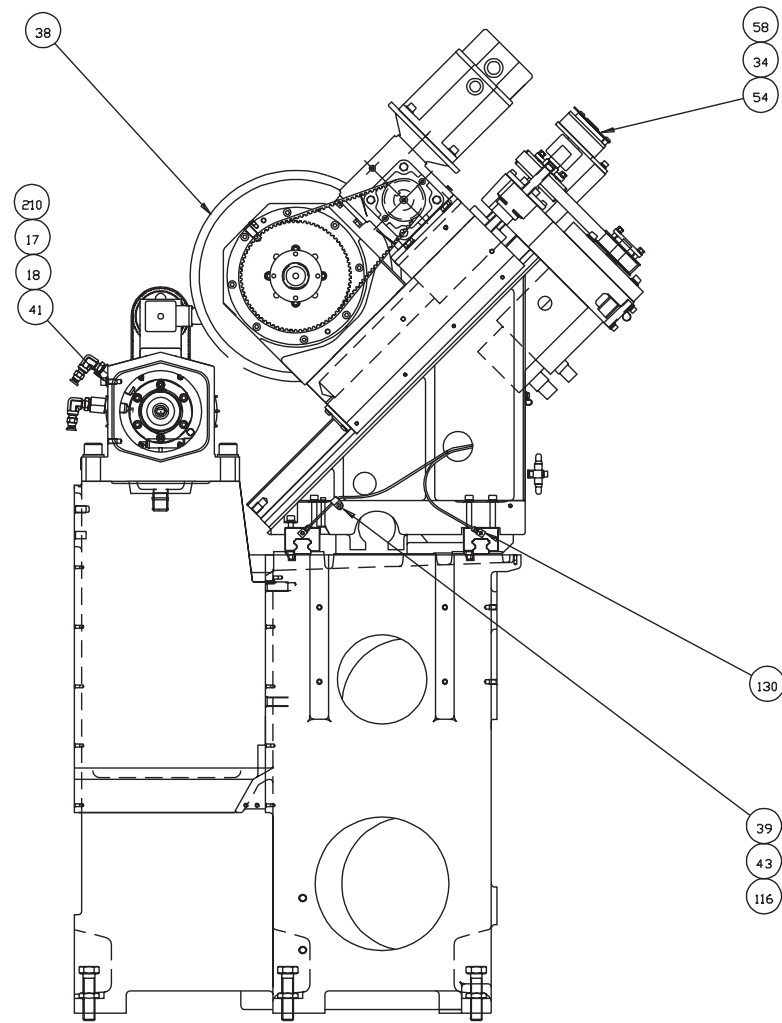
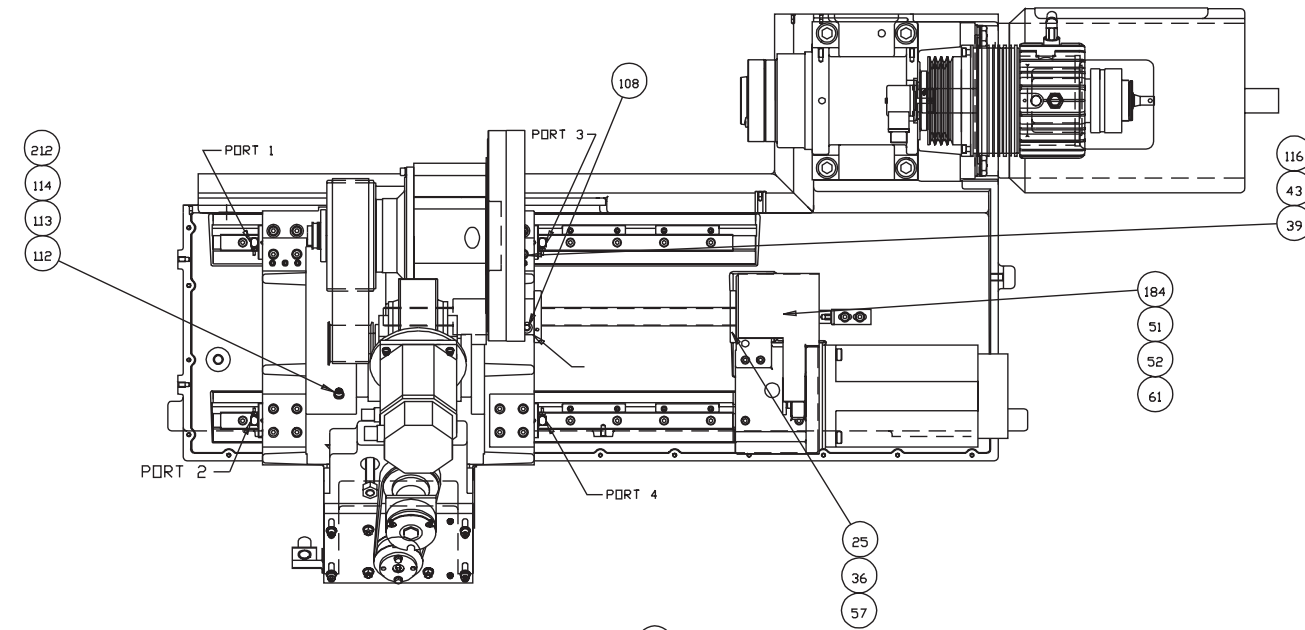
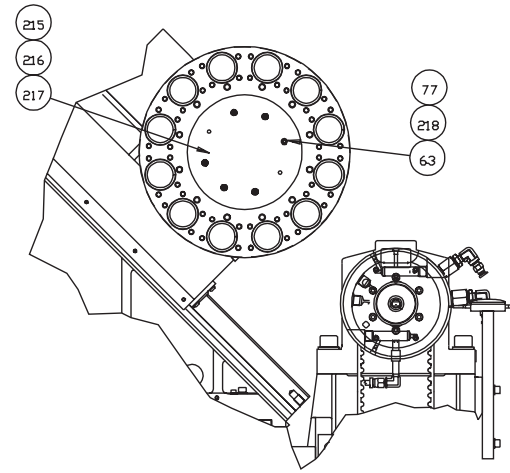
- 79
- 80
- 81
- 78

81	NC 001047302	0.08300000	HEAT SHRINK TUBING
80	LC 0012024CEDB	1.00000000	DESC
79	F3 0009977	2.00000000	LABELS
78	CK 000918820	2.00000000	FERRULES
76	LC 00101161465	1.00000000	GASKET, PARTS CATCHER
75	LC 0002916UC51	1.00000000	ASSEMBLY, PARTS CATCHER UPPE
74	LC 00029160165	1.00000000	BASKET, PARTS
73	LC 0002916PC65	1.00000000	ASSY, PARTS CATCHER BOX
72	MN 0113610	10.00000000	NUT, HEX
71	MW 0183610	14.00000000	M6 REG. LOCKWASHER
70	LCA00029160265	1.00000000	DOOR, PART CATCHER
69	CS 001064207	1.00000000	HANDLE, CABINET PULL
68	0300206	2.00000000	SCREW BT HD 8-32 X 3/8
67	MW 0183410	4.00000000	WASHER, LOCK M4 STEEL
64	MS 0303515	2.00000000	SCREW, BTHD M5-8x10
63	LCA000399006465	2.00000000	WEIGHT, PARTS CATCHER
ITEM	PART NUMBER	QUANTITY	DESCRIPTION

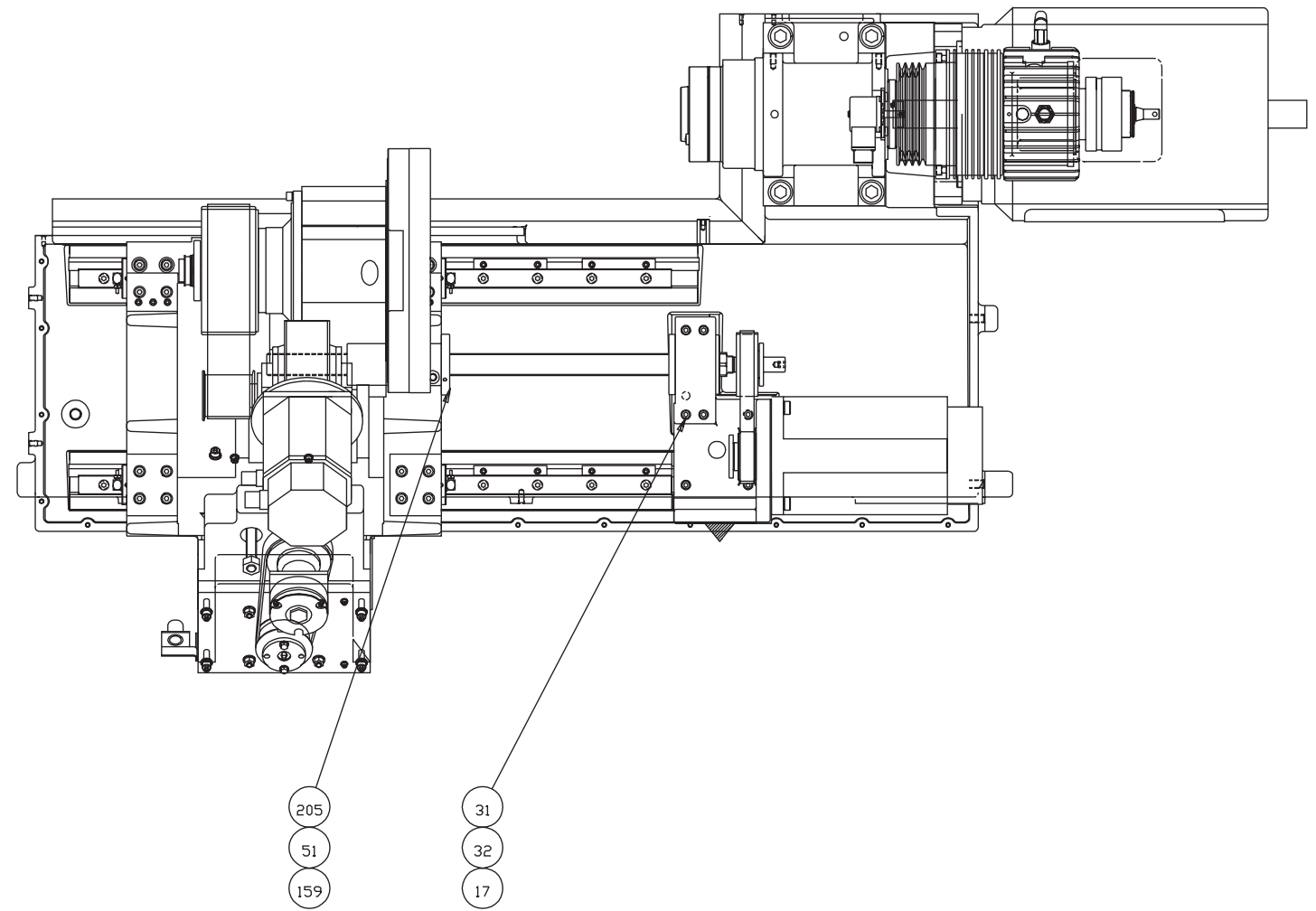
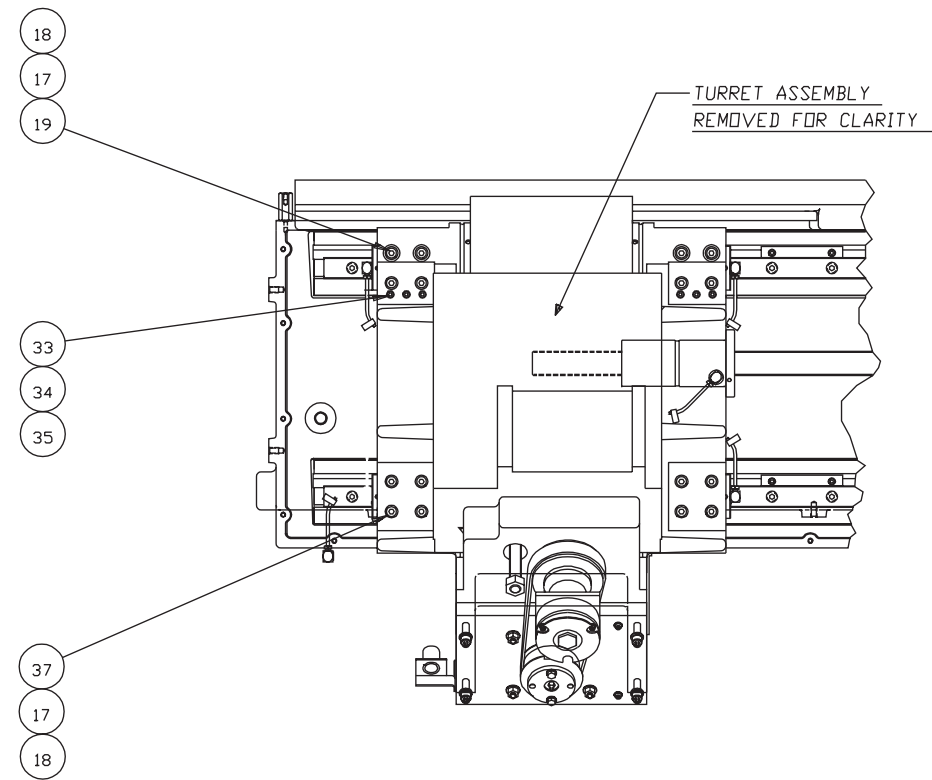
62	MW 0103410	2.00000000	WASHER, FLAT M4 X .7 STEEL
61	MS 0103420	2.00000000	SCREW, SHCS M4X.7X30MM
60	DR 0002730	2.00000000	O RINGS
59	LC 0010824	2.00000000	MOUNT, HOUSING
58	LC 001119804	2.00000000	SEAL, MOUNT
57	CN 0010884	0.01000000	ADHESIVE
56	NC 001088401	0.03000000	ADHESIVE LOCTITE #222
54	AH 0007007NF	2.00000000	TUBING, 1/4 O.D.
53	HG 0007007	10.00000000	TUBING - 5/16 O.D.
52	LT 0010884 S	1.00000000	SEALANT, PIPE
51	CL 000770202	1.00000000	ELBOW, 90 DEG MALE (PARKER)
50	CT 0011335	2.00000000	MUFFLER
49	VL 000770303	2.00000000	ELBOW, SWIVEL - 1/4-1/4 TUBE
48	MS 0103616	4.00000000	SCREW,SDC.HD.CAP M6X1.0X12MM
47	TL 0000414 B	1.00000000	NUT, 5/16 HEX
46	FR 000770204	2.00000000	CONNECTOR ,STRAIGHT MALE
45	NC 0010884	1.20000000	LOCTITE ADHESIVE
44	CS 001145201	2.00000000	FLOW-CONTROL
43	CT 001109601	2.00000000	COUPLING
42	NT 0003504 A	2.00000000	NIPPLE, PIPE
41	LC 00029170351	1.00000000	CYLINDER,PARTS CATCHER
40	LC 000304802	1.00000000	VALVE, DIRECTIONAL-5 WAY-2 P
39	LC 00019906351	1.00000000	BRACKET, CYLINDER
38	LC 0002916BS	2.00000000	SPACER, BUMPER
37	MD 0003182	1.00000000	NUT, 1/2-13 HEX JAM
34	LC 0002916BPC	1.00000000	BRACKET, PARTS CATCHER
33	MN 0283610	4.00000000	NUT, M6X1.0, SER HEX FLNG
31	MS 0103314	1.00000000	SCREW
28	LC 0002916SR51	2.00000000	ROD, SUPPORT
25	137000823101	2.00000000	RETAINING, RING
24	CS 001119809	2.00000000	SEAL
23	LC 00101150551	1.00000000	COVER, ASSEMBLY CHUTE
22	MW 0184210	4.00000000	WASHER,LOCK M12X1.75 STEEL
21	MW 0104210	5.00000000	WASHER, FLAT M12 X 1.75 STEE
20	MS 0104219	4.00000000	SCREW,SDC.HD.CAP M12X1.75X25
19	MW 0193610	15.00000000	WASHER, LOCK DIN-7980 M6X1.0
18	MW 0103610	17.00000000	WASHER, FLAT M6 STEEL
17	GE 0010884	0.10000000	SEALER
16	LCA0002916PCB	2.00000000	BASE, PARTS CATCHER
15	DR 0002225	8.00000000	*O* RING 1.362 ID .103C/S 70
14	1560008231	8.00000000	RETAINING, RING
13	LC 000414004	4.00000000	BEARING, LINEAR
12	MS 0103317	3.00000000	SCREW, SHC M3X.5 X 16MM LONG
11	HG 0010541	3.00000000	BUMPER
10	MS 0103617	13.00000000	SCREW, SDC.HD.CAP M6X1.0X16M
9	CS 0010994	0.03000000	GREASE
8	LC 0002916BS H	1.00000000	BUSHING
7	LCA0002916BSH1	2.00000000	BUSHING
6	LCA0002916SP	1.00000000	STOP PLATE
5	MS 0103621	2.00000000	SCREW, SDC.HD.CAP M6X1.0X35M
4	LCA0002916EP	1.00000000	END PLATE
3	LC 0002916AR51	1.00000000	ROD, ADJUSTING
2	ST 0010884	0.02000000	ADHESIVE #262 LOCTITE (50CC)
1	LC 0002916KRA	1.00000000	KNOB, ROD ADJUSTING
ITEM	PART NUMBER	QUANTITY	DESCRIPTION

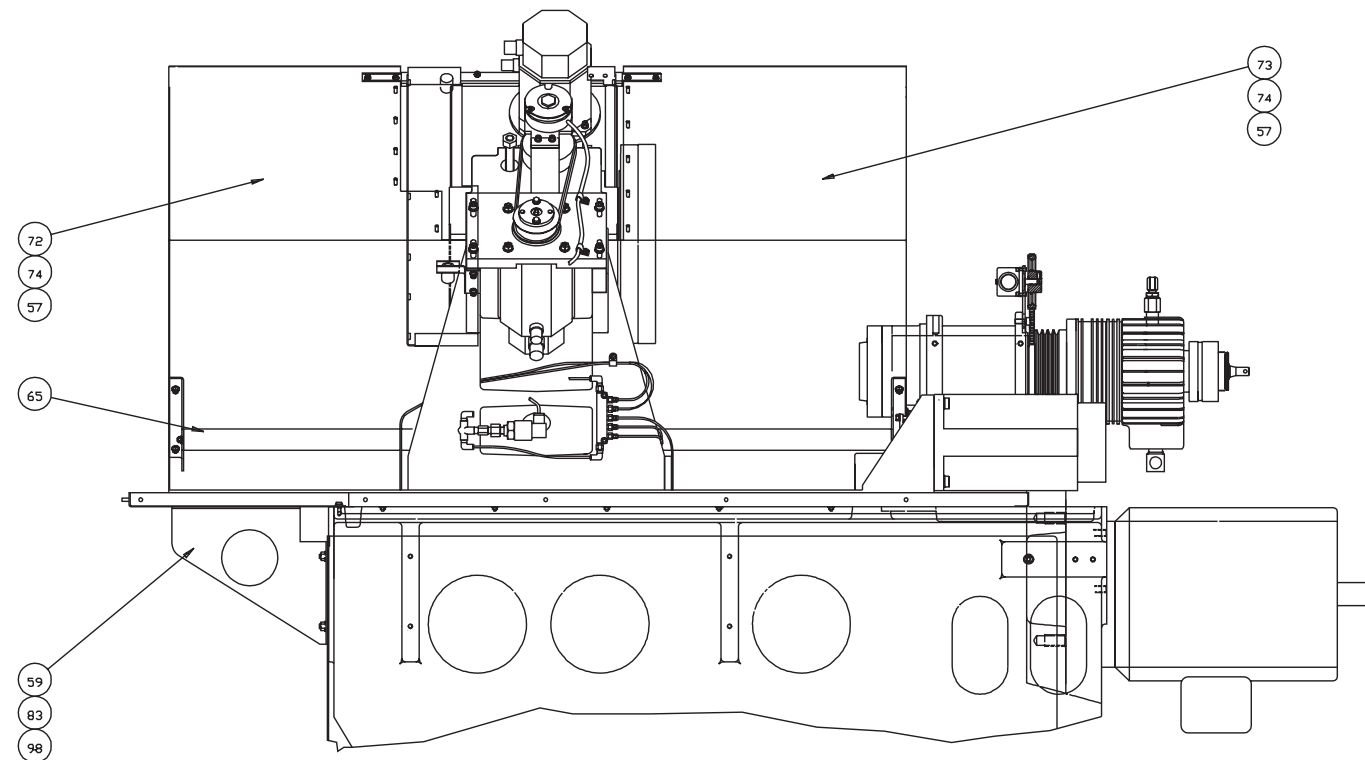
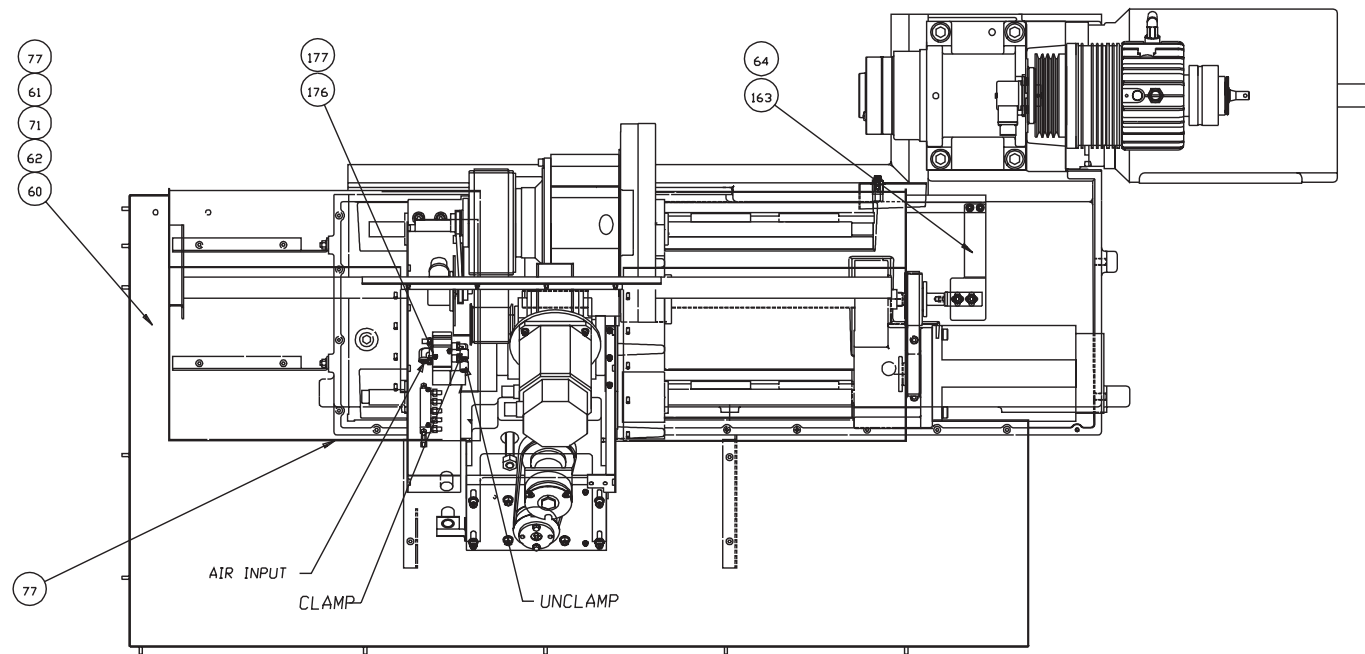
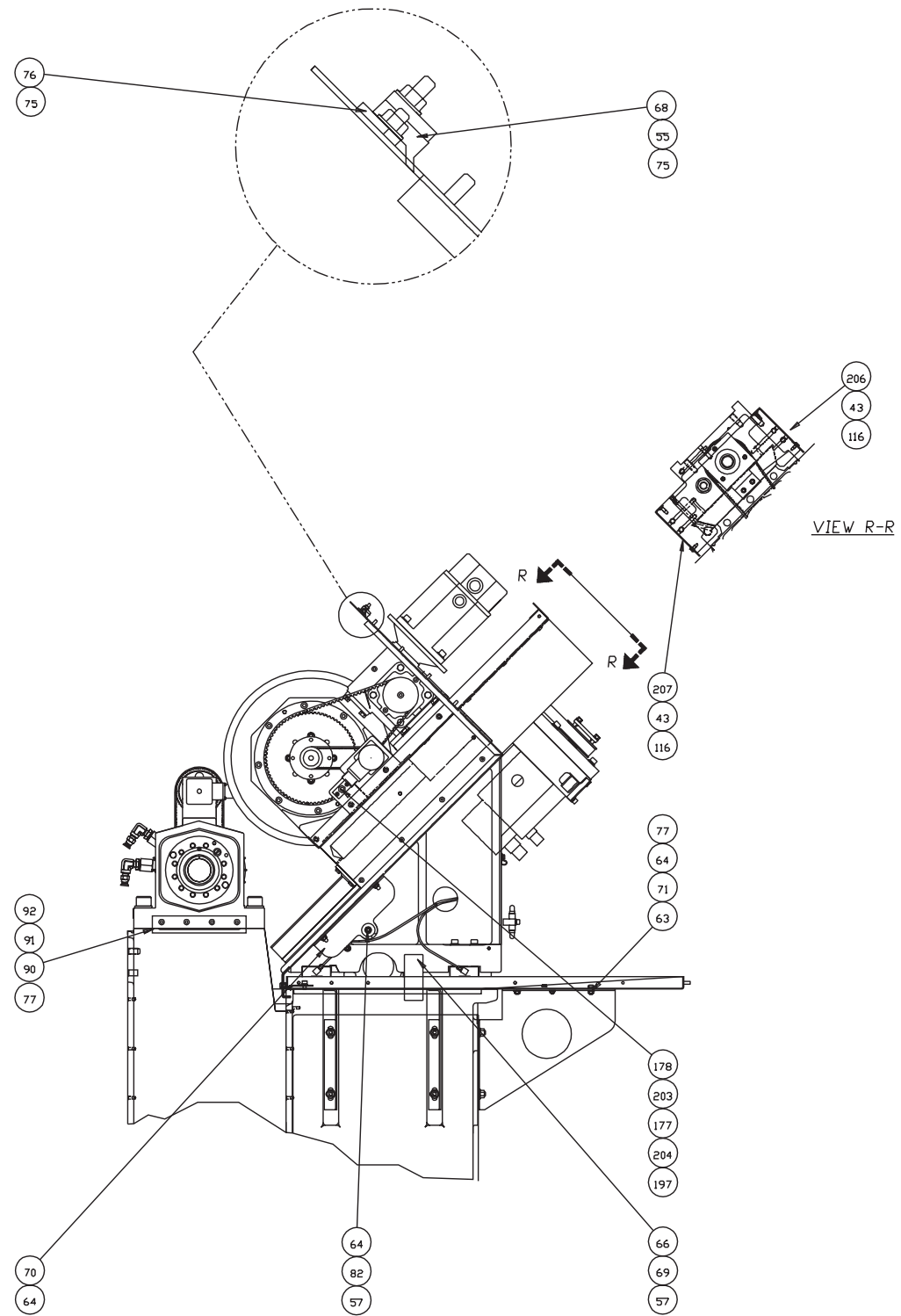
Pedestal Assembly



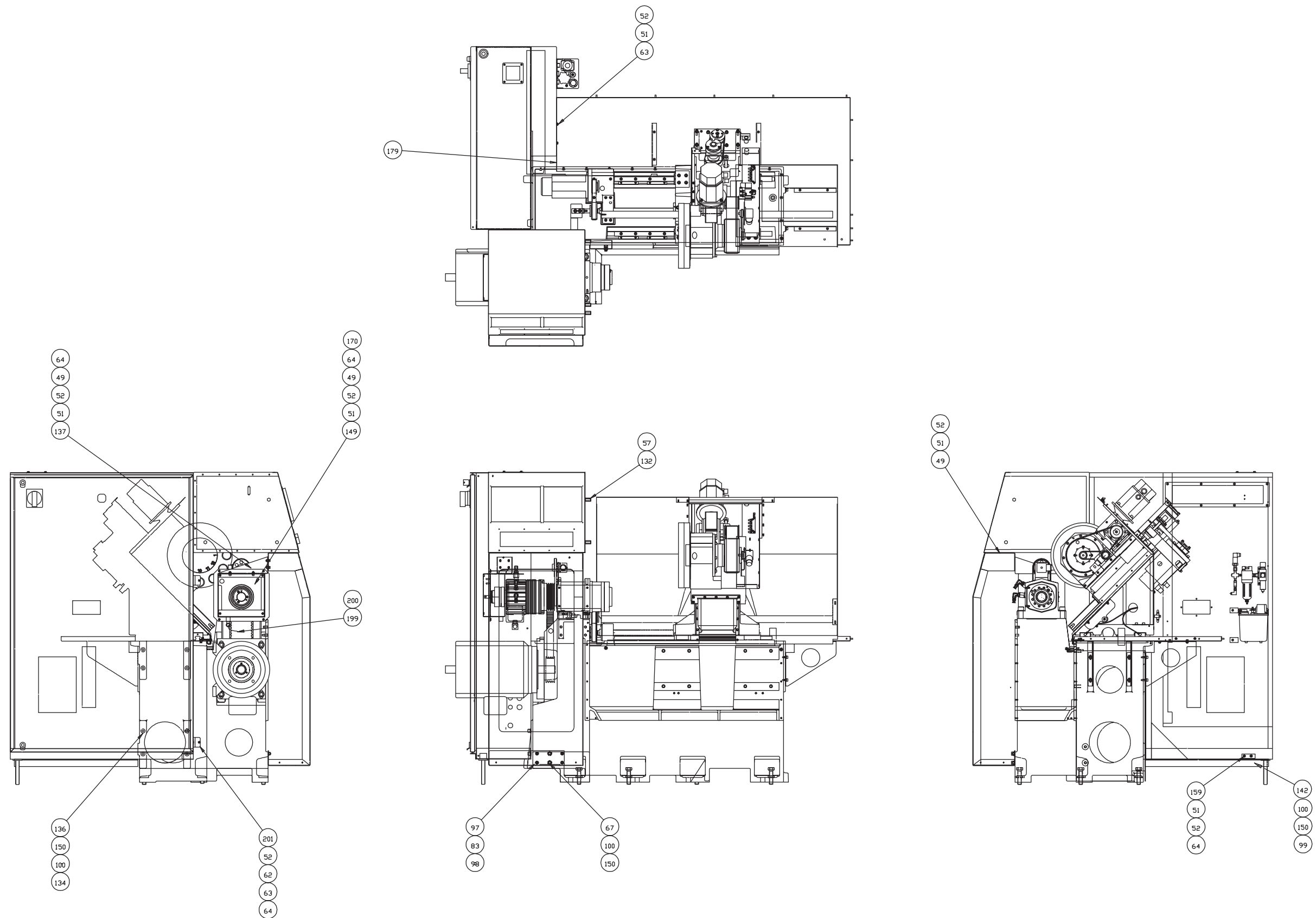


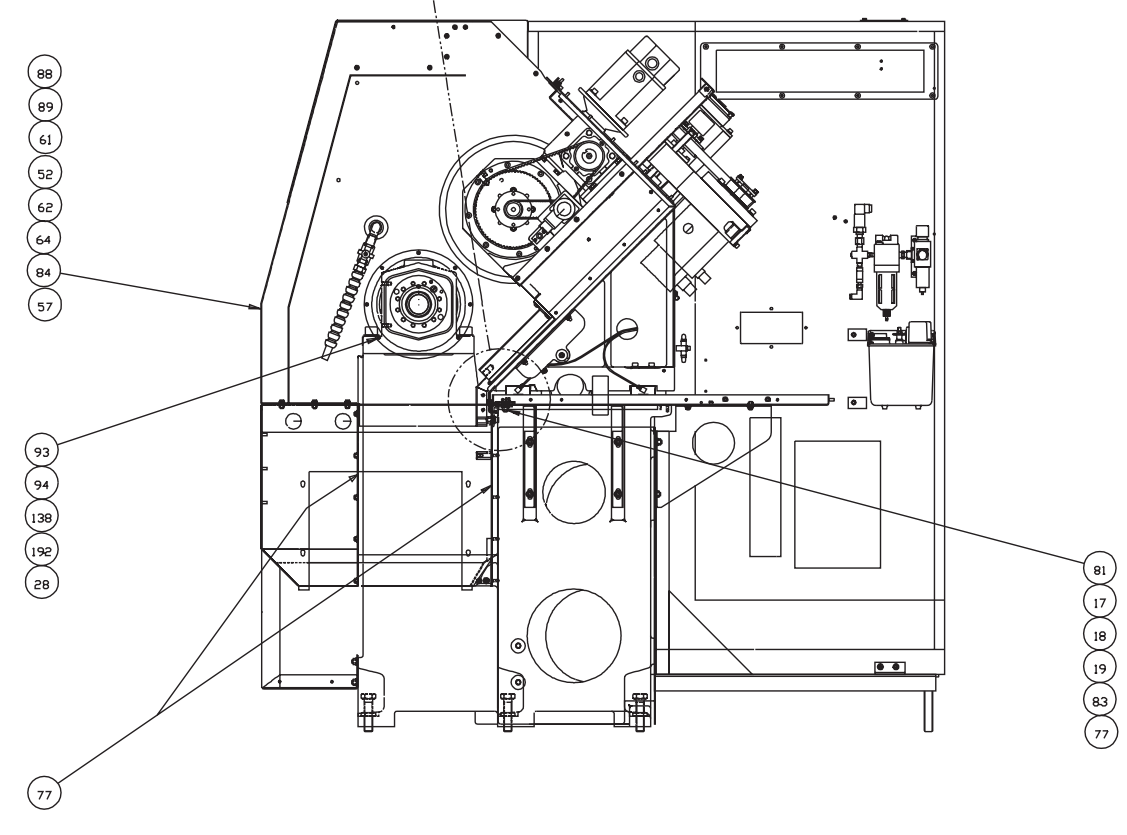
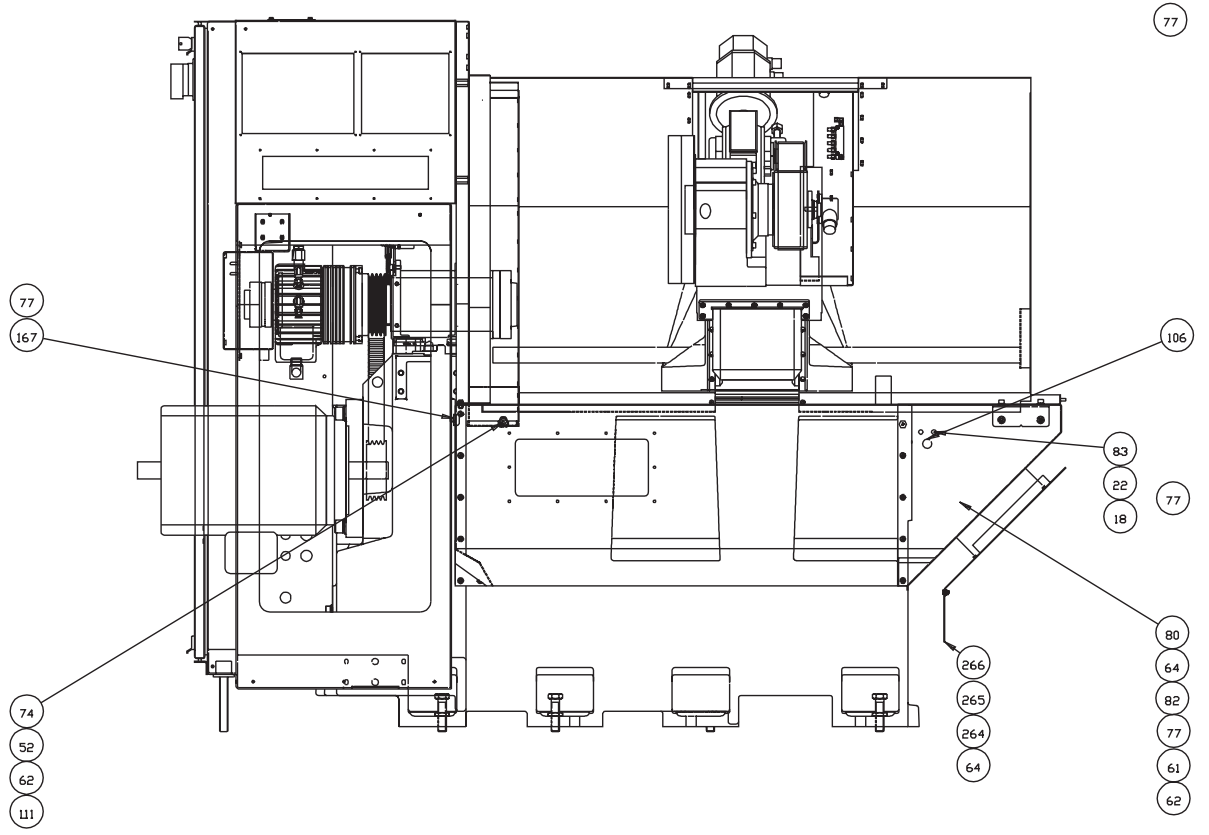
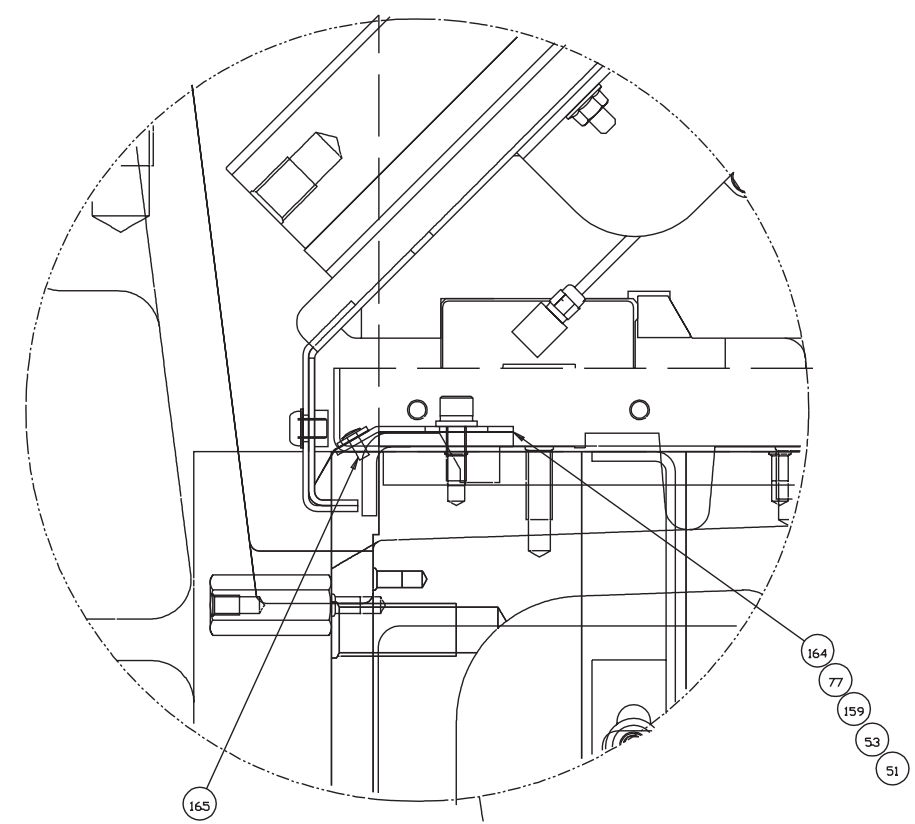
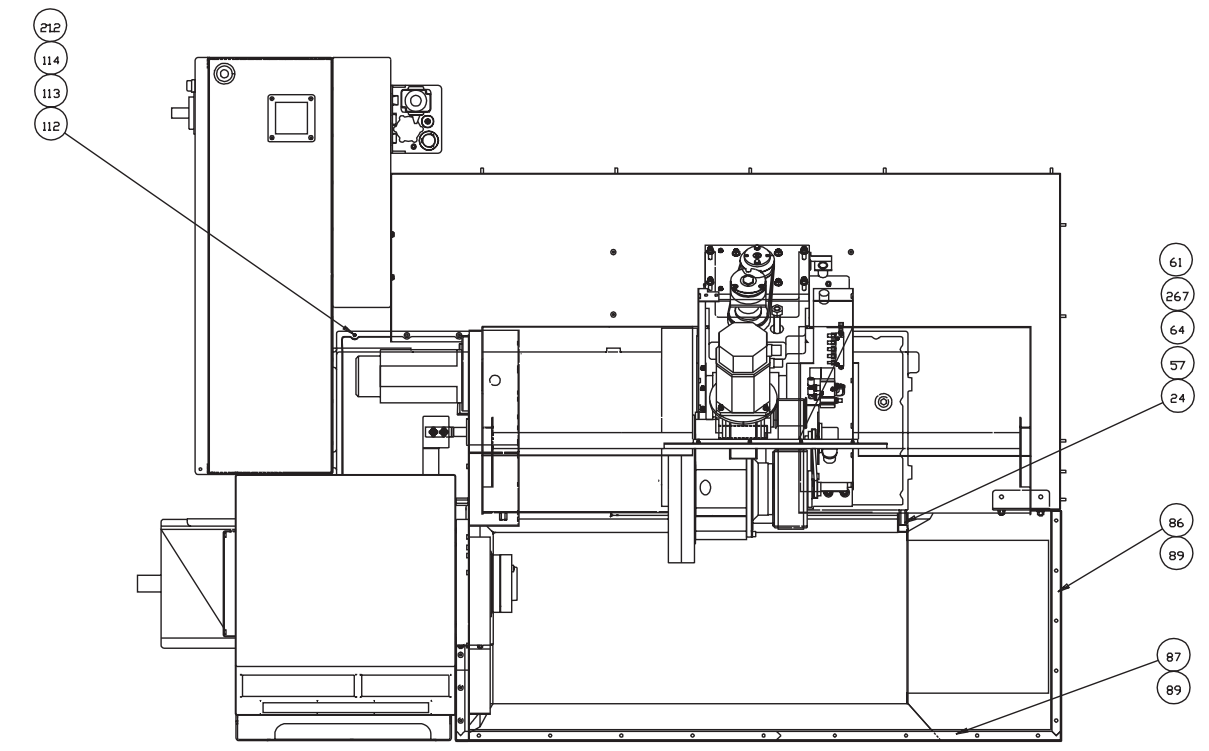
Pedestal Assembly



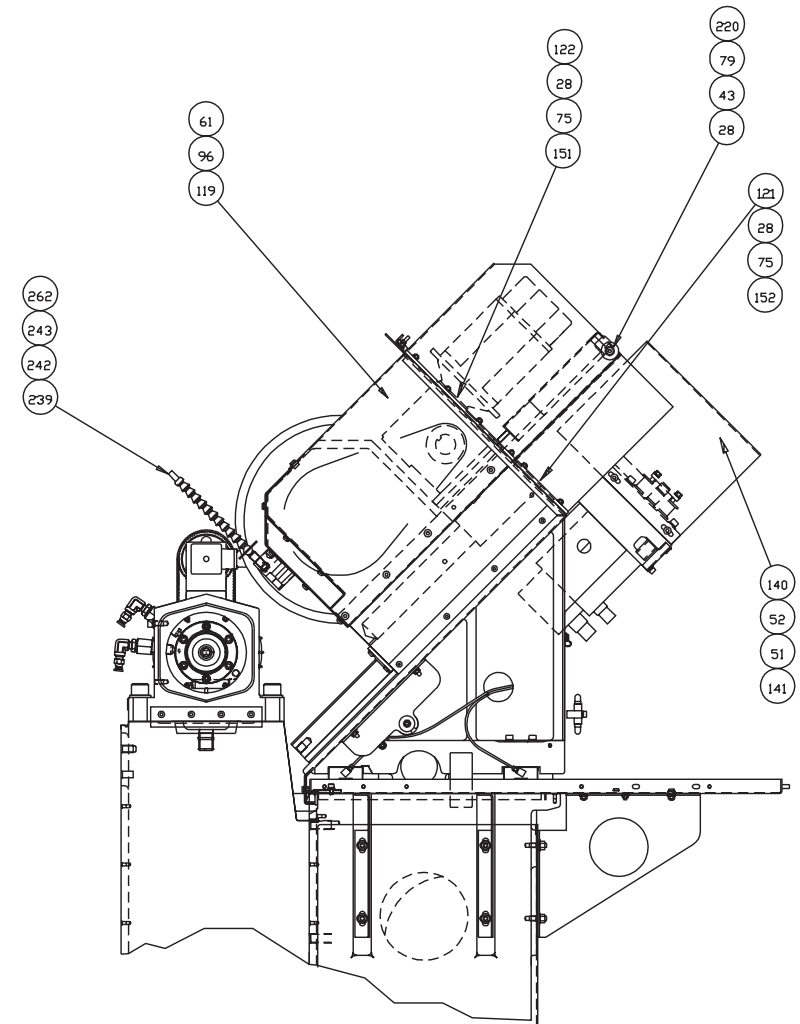
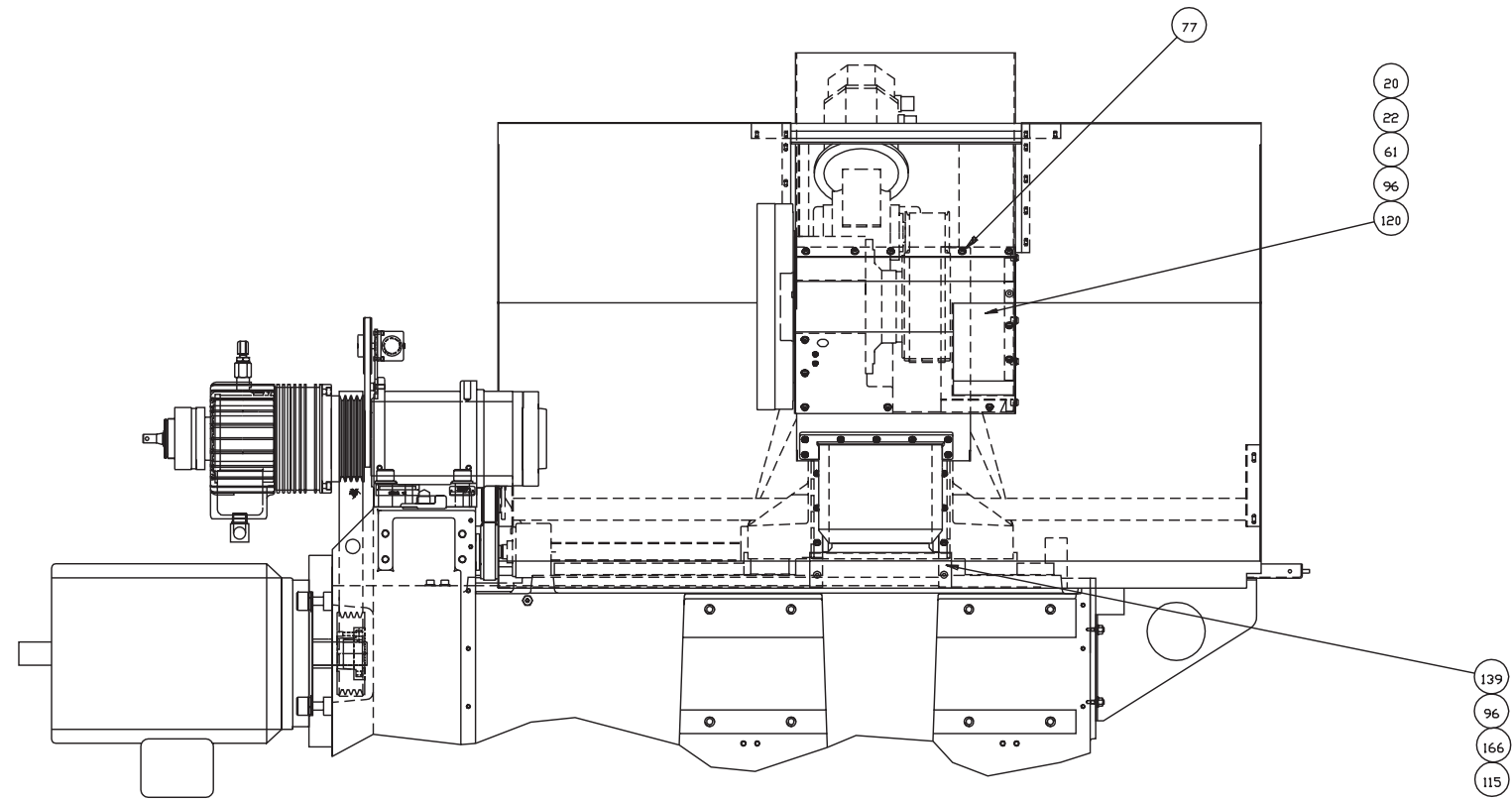
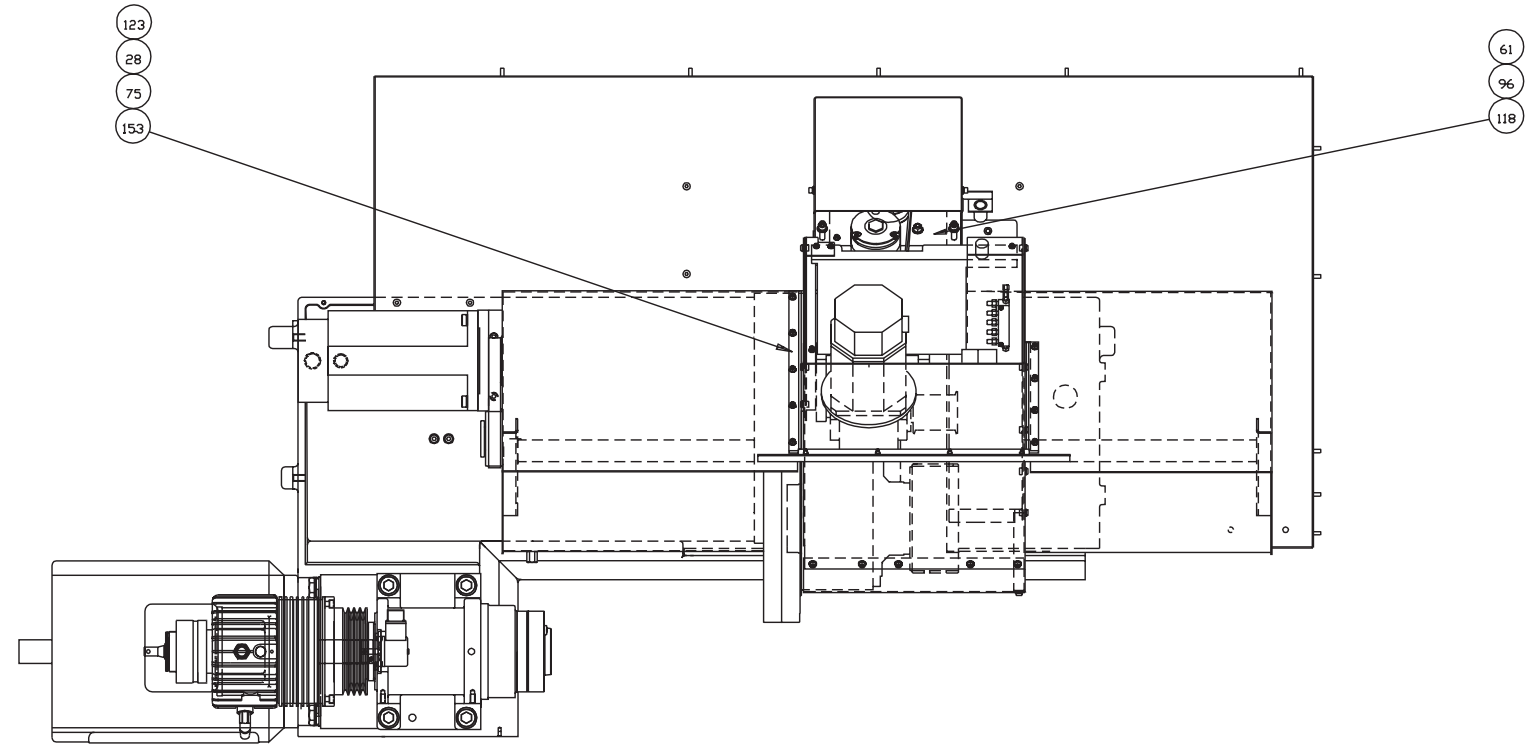


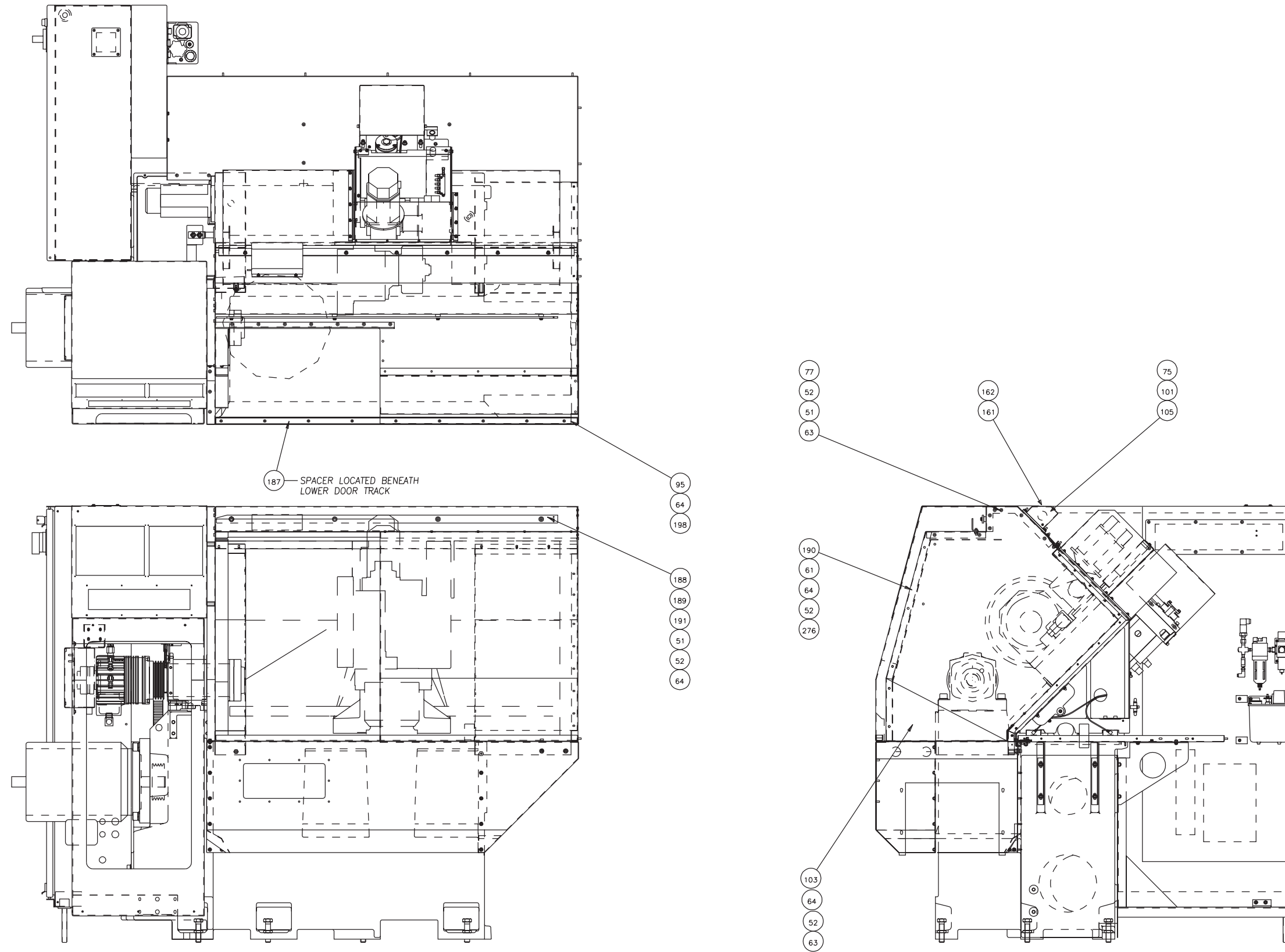
Pedestal Assembly



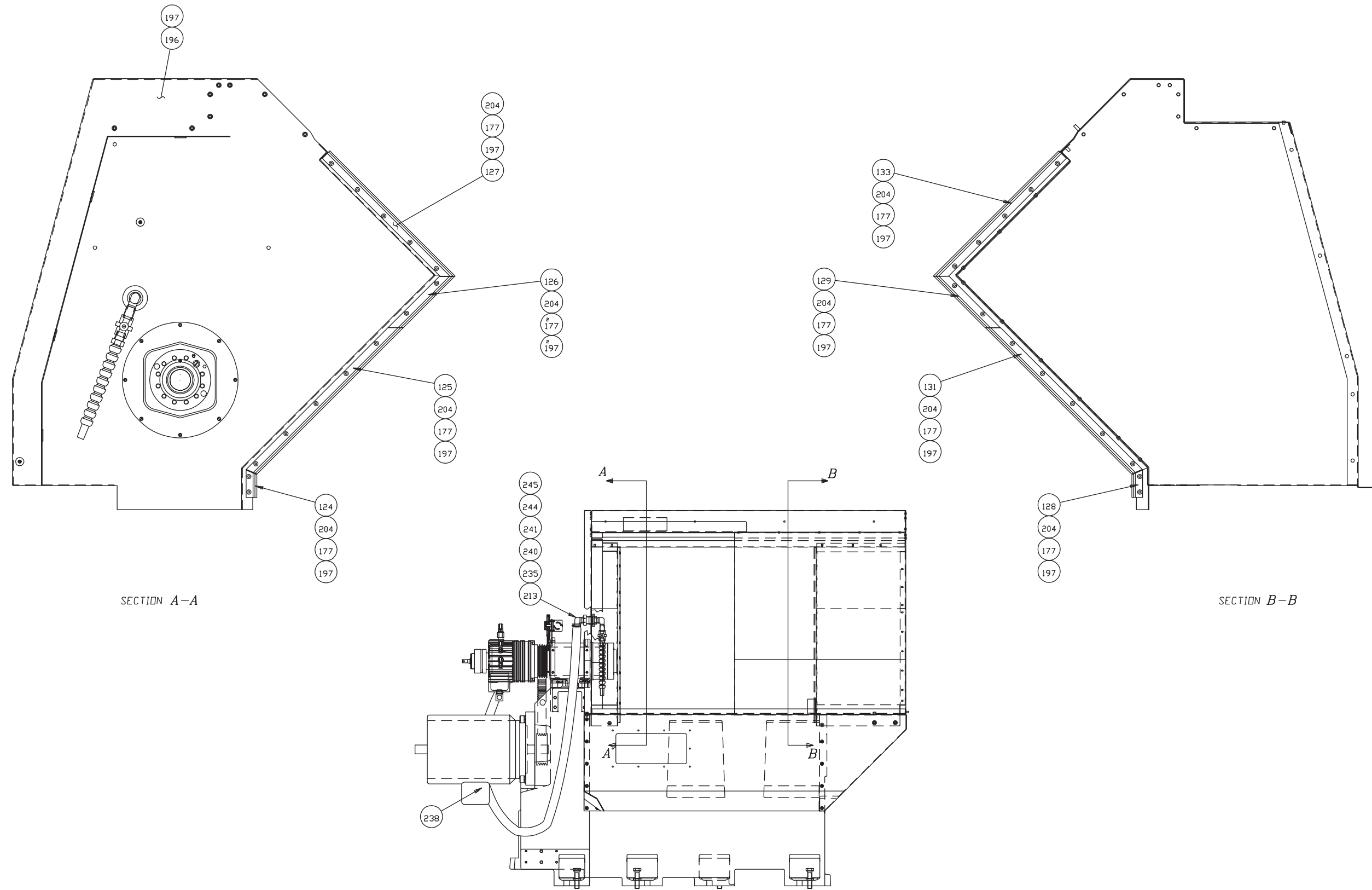


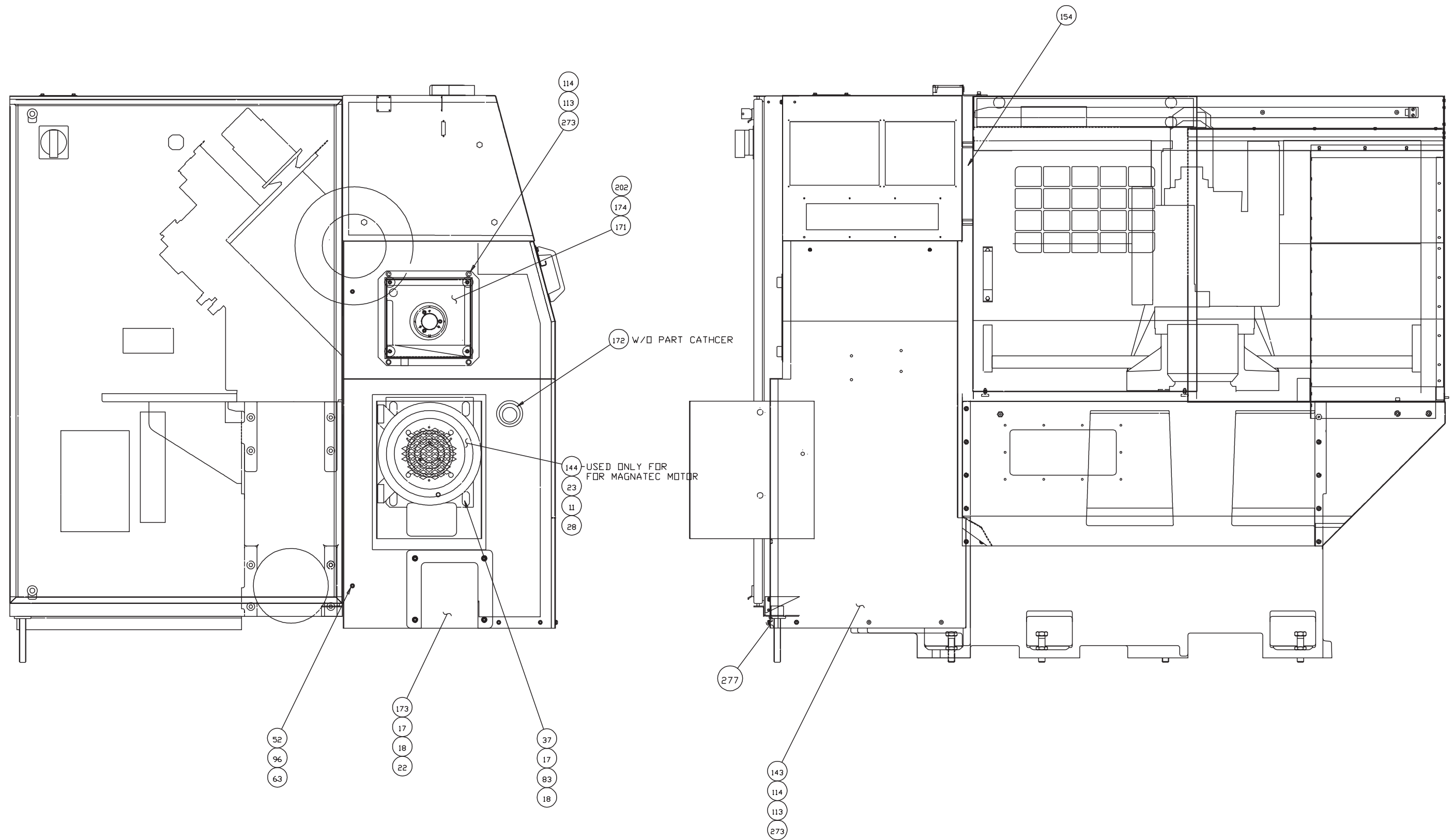
Pedestal Assembly



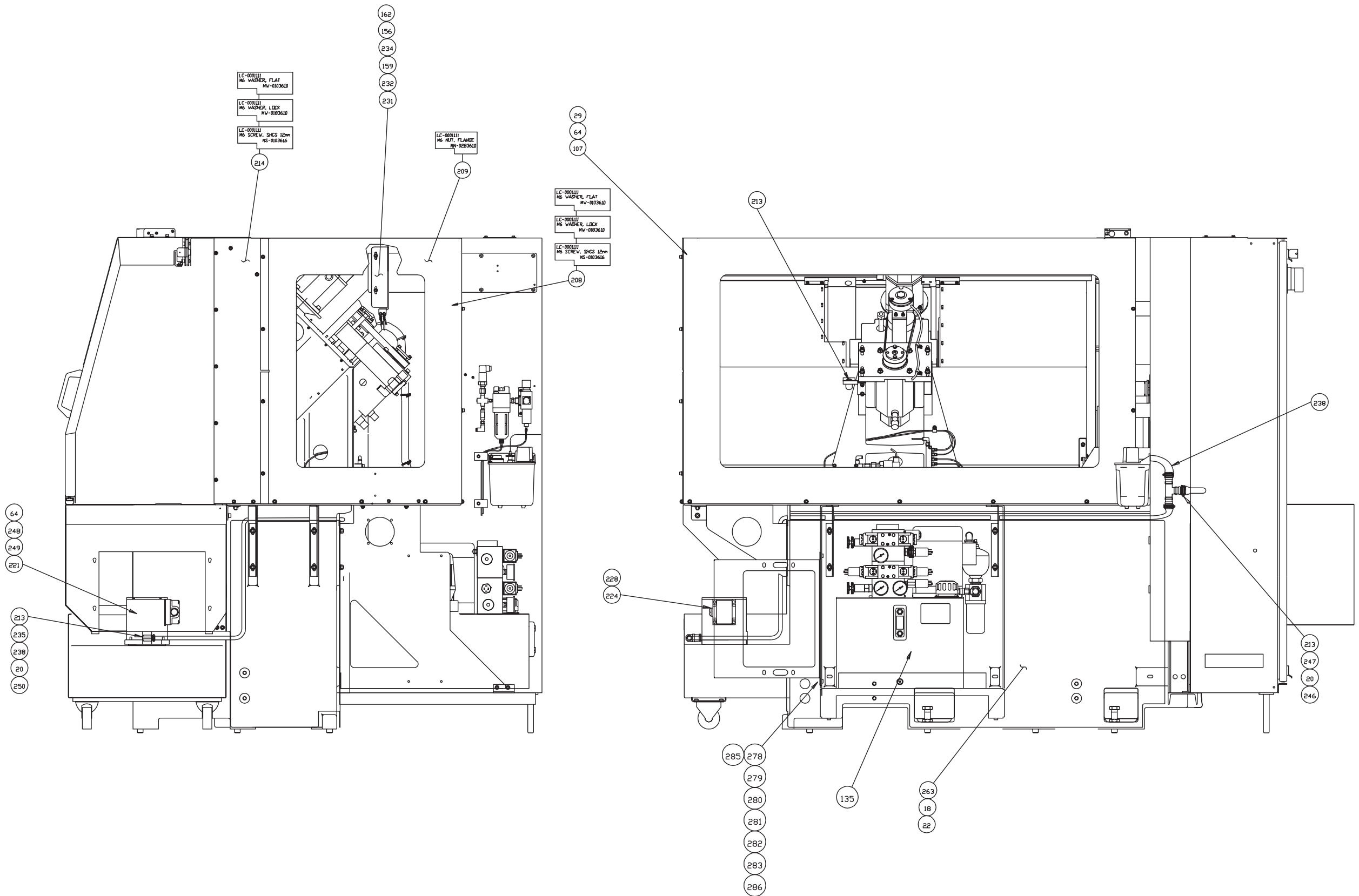


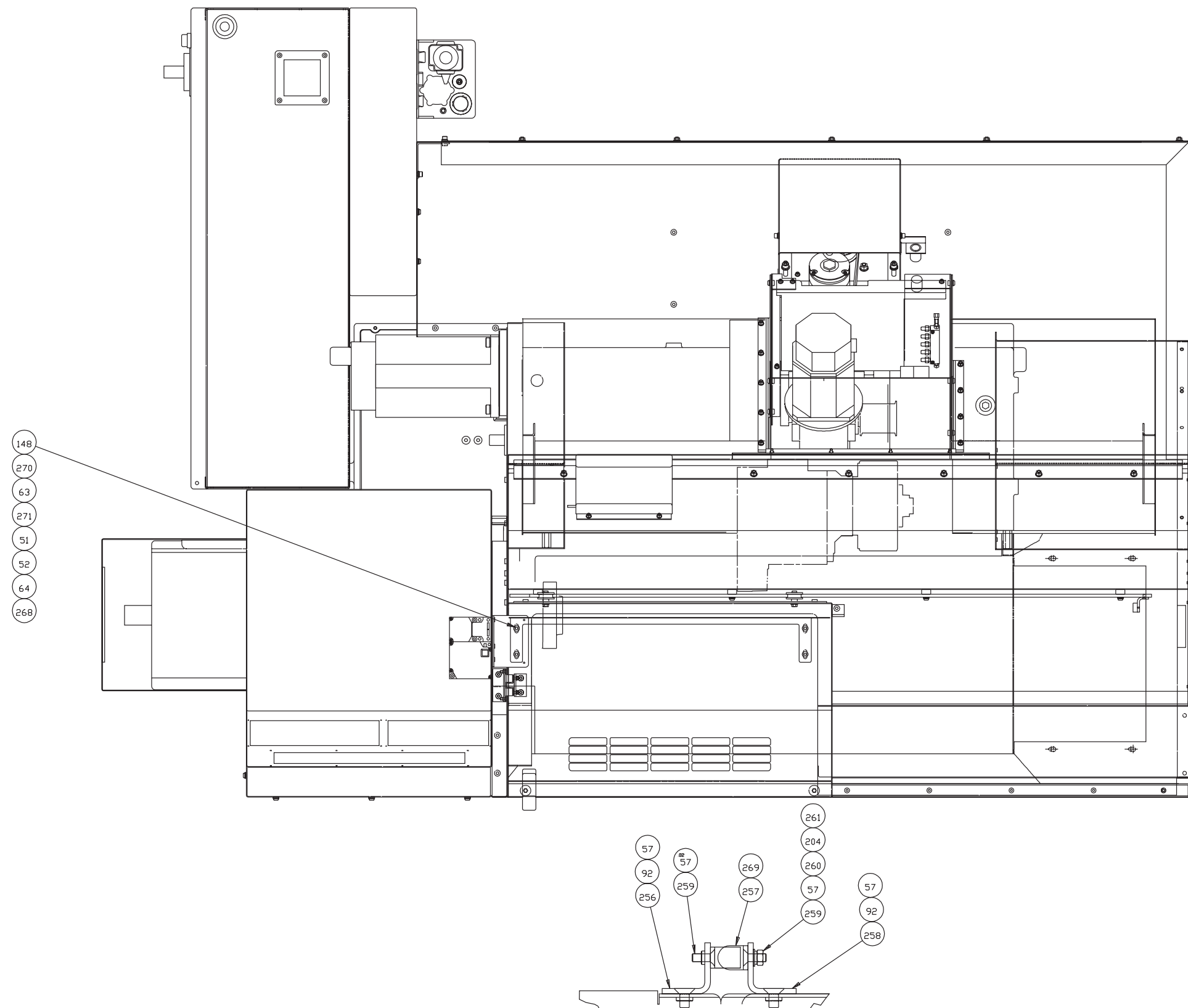
Pedestal Assembly





Pedestal Assembly





Pedestal Assembly

146	HG 0010541	1.00000000	COOLANT FACILITIES
145	LC 000199016	1.00000000	COOLANT FACILITIES
144	LC 001173451H	1.00000000	HOUSING, SPINDLE FAN
143	LC 00101150151	1.00000000	COVER, LEFT END
142	LCC0004158PCS	1.00000000	SUPPORT, POWER CASE
141	MS 0103616	2.00000000	SCREW,SOC.HD.CAP M6X1.0X12MM
140	LC 0010115BX	1.00000000	COVER, X AXIS BELT
139	LCA0010115WF	1.00000000	COVER, FRONT WAY
138	MS Q303513	7.00000000	BUT.HD.SCK.M5 X.8MM
137	LC 000199025BB	1.00000000	BRACKET, COOLANT CATCHER
136	LC 0003279FS	1.00000000	POWER CASE COMPONENT ASSEMBL
135	LC 000013351	1.00000000	HYDRAULIC UNIT
134	MS 0104220	8.00000000	M12 X 1.75 X 30MM SHCS
133	LCA0008050LT	1.00000000	WIPER, LABYRINTH TOP
132	LC 0011938	3.00000000	STANDOFF, HEADWALL/CONE
131	LC 0008050LLM	1.00000000	WIPER, LABYRINTH LOWER MIDDLE
130	LC 000770301	4.00000000	ADAPTER, ELBOW-M6M-1/8NPT
129	LC 0008050LUM	1.00000000	WIPER, LABYRINTH UPPER MIDDLE
128	LCA0008050LB	1.00000000	WIPER, LABYRINTH BOTTOM
127	LC 0008050HT	1.00000000	WIPER, HEADWALL TOP
126	LC 0008050HUM	1.00000000	WIPER, HEADWALL UPPER MIDDLE
125	LC 0008050HLM	1.00000000	WIPER, HEADWALL LOWER MIDDLE
124	LC 0008050HB	1.00000000	WIPER, HEADWALL BOTTOM
123	LC 0008050WL	1.00000000	WIPER, WAY COVER LEFT
122	LC 0008050WR	1.00000000	WIPER, WAY COVER RIGHT
121	LC 0008050RL	1.00000000	WIPER, WAY COVER LOWER RIGHT
120	LCB0010115 T	1.00000000	COVER, TURRET
119	LC 000199010	1.00000000	SHIELD, TURRET
118	LC 000199029	1.00000000	STIFFENER, TURRET
116	MS Q303515	12.00000000	SCREW, BT. HD. M5X.8X 10MM
115	GK 0010884	0.11000000	ULTRA BLUE, PERMATEX
114	MW 0103610SS	11.00000000	WASHER, FLAT M6 STAINLESS ST
113	MW 0193610SS	11.00000000	WASHER, M6X1.0 -STAINLESS ST
112	MS 0103616SS	2.00000000	SCREW,SHC M6X1.0X12MM-SSTL
111	LC 00019905C	1.00000000	SHIELD, CHIP
109	HGB001173601	1.00000000	PRESSURE SWITCH ASSEMBLY
108	SG 0007702 A12	1.00000000	ELBOW, MALE SWIV 4MM X 1/8BS
107	LC 0001990B1	1.00000000	BRACE, WAYCOVER SLIDE
106	CK 001033101	1.00000000	CAP PLUG 7/8
105	LC 0008915 L	1.00000000	LENS, LIGHT HOUSING
103	LCA0010453	1.00000000	COOLANT GUARD ASSEMBLY
102	LC 0010234 C	1.00000000	DISTRIBUTOR ASSEMBLY, CARRIA
101	LC 001011611	2.00000000	GASKET, LIGHT HOUSING
100	MW 0194210	14.00000000	WASHER,LOCK,HICOLLAR M12 STL
99	MS 0104219	4.00000000	SCREW,SOC.HD.CAP M12X1.75X25
98	MS 0573819	8.00000000	SCREW,SOC. SET FLAT M8X1.25X
97	LC 000199012FS	1.00000000	SUPPORT, LEFT END
96	MW 0263610	28.00000000	WASHER,STAR EXT. M6X1.0 STEE
95	LCA000632401	1.00000000	TRACK, LOWER DOOR
94	OR 0113120	1.00000000	"O" RING- 6.975 ID X 7.525 O
93	LC 0000343	1.00000000	FLANGE, HEADWALL SEAL
92	MS Q313515	8.00000000	SCREW, FLT HD SK M5 X .8 X10
91	LC 001011612	1.00000000	VITON, HEADSTOCK RELIEF
90	LC 000199050	1.00000000	RETAINER, HEADSTOCK RELIEF
89	DV 0010884	0.50000000	ADHESIVE
88	LC 001011603	1.00000000	GASKET, LEFT SIDE
87	LC 001011601	1.00000000	GASKET, FRONT DOOR TRACK
86	LC 001011602	1.00000000	GASKET, RIGHT SIDE
84	LCB0000221HW	1.00000000	ASSEMBLY, LCL HEADWALL
83	MN 0283610	18.00000000	NUT, M8 X 1.25, SER.HEX FLNG
82	MS 0553619	12.00000000	SCREW, SOC.SET CUP M6X1.0X25
81	LCA000199032	1.00000000	BRACKET, RIGHT REAR LABYRINT
80	LC 0000221SK51	1.00000000	ASSEMBLY, LCL SKIRT LC-51
79	MS 0303517	1.00000000	SCREW, BUTTON HD. M5X.8X16MM
77	GE 0010884	2.20000000	SEALER
76	LC 0010115WFT	1.00000000	COVER, TOP FRONT WAY
75	MN 0283510	23.00000000	NUT, M5X0.8, SER HEX FLNG
74	MS 0153616	13.00000000	SCREW HEX HD.CP M6X1.0X12MM
73	LC 0010115WL	1.00000000	COVER, WAY LEFT
72	LC 0010115WR	1.00000000	COVER, WAY RIGHT
ITEM	PART NUMBER	QUANTITY	DESCRIPTION

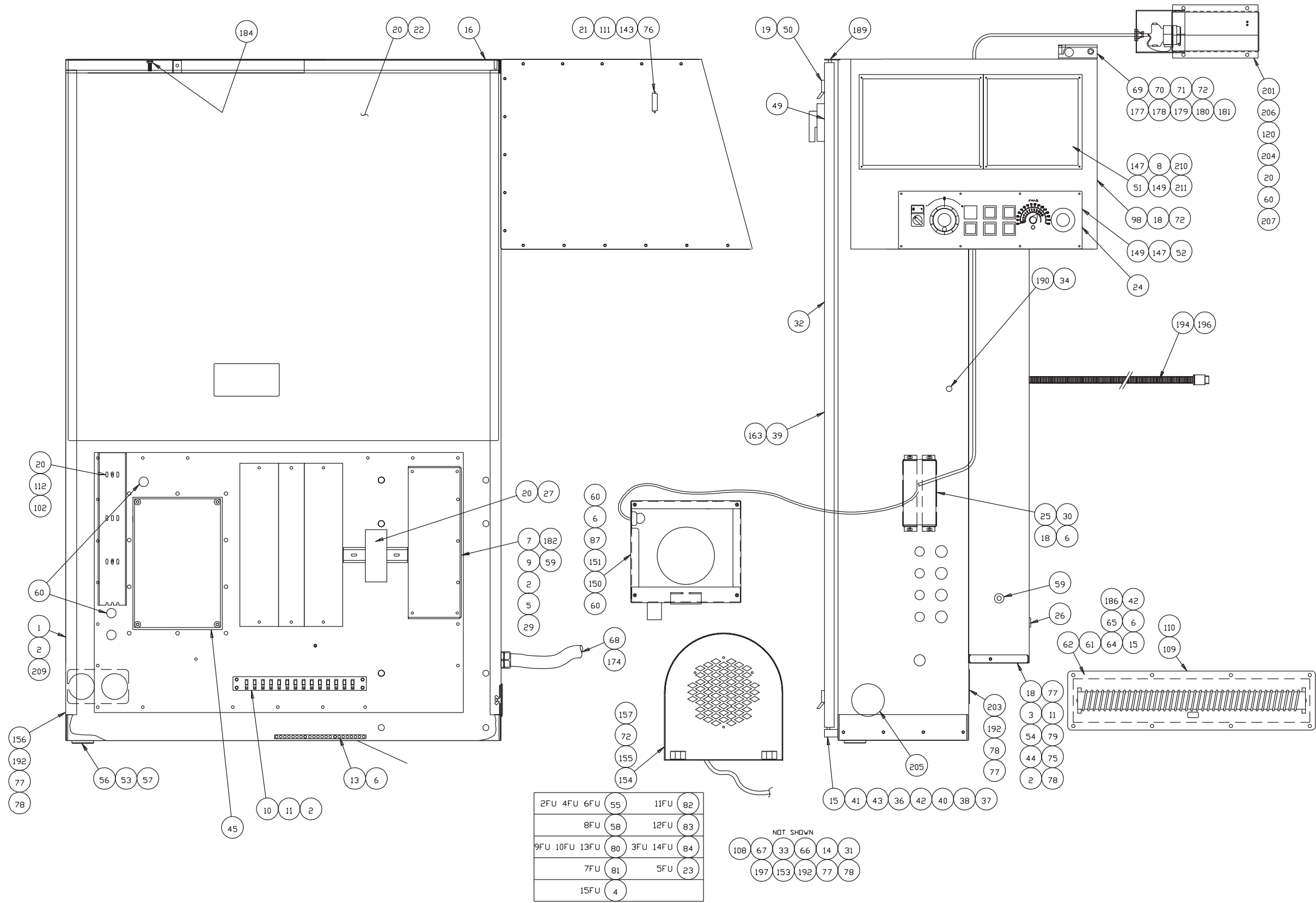
71	5P 0006431 B	23.00000000	WASHER, FLAT
70	LC 0001990BW	2.00000000	BRACKET, WAY COVER
69	MS 0104625	1.00000000	SCREW,SOC HD CP M16X2X55MM
68	LC 0008050WT	1.00000000	WIPER, WAY COVER TOP
67	MS 0104221	2.00000000	SCREW,SOC HD CAP M12X1.75X35
66	LC 0011976	1.00000000	STOP, Z AXIS SOLID
65	LC 0011841	1.00000000	BAR, WAYCOVER SUPPORT
64	MN 0283610	84.00000000	NUT, M6X1.0, SER HEX FLNG
63	MS 0303617	40.00000000	SCREW, BT. HD. M6X1.0 X 16MM
62	MW 0183610	25.00000000	M6 REG. LOCKWASHER
61	MS 0303616	51.00000000	SCREW, BT. HD. M6X1.0 X 12MM
60	LC 000199002	1.00000000	SUPPORT, CANOPY
59	LCA0001990	2.00000000	GUSSET, CANOPY SUPPORT
58	MS 0103520	3.00000000	SCREW, SOC. HD. CAP.M5X.8X30
57	NC 0010884	0.31000000	LOCTITE ADHESIVE
56	LC 00019905S	1.00000000	BRACKET, Z AXIS SOLID STOP
55	LC 0008050R2	1.00000000	RETAINER, TOP WIPER
54	LC 0010462	1.00000000	BRAKE, X AXIS
53	HL 0000505	1.00000000	WASHER
52	MW 0103610	59.00000000	WASHER, FLAT M6 STEEL
51	MW 0193610	44.00000000	WASHER, LOCK DIN-7980 M6X1.0
50	MS 0103621	3.00000000	SCREW, SOC.HD.CAP M6X1.0X35M
49	MS 0103617	11.00000000	SCREW, SOC.HD.CAP M6X1.0X16M
48	AO 0011259	1.00000000	ADAPTER
47	HG 0008384	2.00000000	ADAPTER
46	LC 0010234	1.00000000	JUNCTION, SINGLE
45	SG 0007702 A11	1.00000000	ELBOW,MALE 4MM OD X 1/8BSPT
43	MW 0263510	15.00000000	WASHER, STAR EXT. M5 STEEL
42	MS 0303514	2.00000000	SCREW, BT. HD. M5 X .8 X 8MM
41	MS 0103817	1.00000000	SCREW, SOC.HD.CAP M8X1.25X16
39	CH 000962301	4.00000000	CLAMP, PLASTIC
38	LC 0006730	1.00000000	CARRIAGE-CROSS SLIDE ASSEMBL
37	MS 0103825	14.00000000	SCREW,SOC HD CAP M8X1.25X 55
36	MS 0303516	3.00000000	SCREW,BUT.HD.M5X.8X12MM
35	MW 0103510	6.00000000	WASHER, FLAT M5 X .8 STEEL
34	MW 0193510	9.00000000	WASHER, LOCK DIN-7980 M5X.8
33	MS 0103525	6.00000000	SCREW, SOC. HD. CAP.M5X.8X55
32	MS 0103821	29.00000000	SCREW, SOC.HD.CAP M8X1.25X35
31	LC 000750051	1.00000000	Z AXIS DRIVE SUB-ASSY
30	CL 0006709	1.00000000	PIN, PULL OUT DOWEL
29	CS 0010994	0.80000000	GREASE
28	NC 001088401	0.54000000	ADHESIVE LOCTITE #222
27	MS 0103518	20.00000000	SCREW, SOC. HD. CAP.M5X.8X20
26	LC 000648101	10.00000000	GIB, GUIDE RAIL
25	MC 0011976	1.00000000	BUMPER
24	LC 001193803	1.00000000	STANDOFF, BASE
23	MS 0154618	7.00000000	SCREW,HEX HD. M16-2.0 X 20MM
22	MS 0303815	16.00000000	SCREW, BT. HD. M8X1.25X10MM
21	LC 0008316	1.00000000	WAY, LINEAR Z AXIS
20	SB 0010884 S	1.24000000	SEALANT - HYDRAULIC
19	MS 0103818	10.00000000	SCREW, SOC.HD.CAP M8X1.25X20
18	MW 0103810	35.00000000	WASHER, FLAT M8 X 1.25 STEEL
17	MW 0193810	36.00000000	WASHER, LOCK DIN-7980 M8X1.2
16	0151428	4.00000000	HEX HEAD CAP SCREW (GRADE 5)
15	VS 0010440	0.05000000	LUBRICANT (ANTI-SIEZE)30Z.TU
14	LC 001168202BB	1.00000000	BUSHING, MOTOR PULLEY
13	LC 0003346SP51	1.00000000	BELT, SPINDLE
12	LC 00031770151	1.00000000	PULLEY, SPINDLE MOTOR
11	MW 0104610	3.00000000	WASHER, M16 FLAT
10	SG 0007702AB	1.00000000	ELBOW,MALE SWIV 1/4OD X 1/8N
9	MS 0105028	4.00000000	M20 X 2.5 X 70MM SHCS
8	MW 0185010	4.00000000	WASHER,LOCK M20X2.5 STEEL
7	LC 00019915M51	1.00000000	PLATE, SPINDLE MOTOR
6	MW 0105010 H	8.00000000	WASHER, FLAT M20 STEEL HARD
5	MS 0105030	4.00000000	SCREW, SOC HD M20X2.5X80MM
4	MN 0145010	5.00000000	NUT, HEX 439 LOW M7 M20X2.5
3	MS 0155030	5.00000000	SCREW, M20X2.5X80MM HHCS FUL
2	LC 000002651	1.00000000	HEADSTOCK/COLLET CLOSER ASSY
1	LCA0000262	1.00000000	BASE, LOW COST
ITEM	PART NUMBER	QUANTITY	DESCRIPTION

NOT SHOWN

274 237 145 146

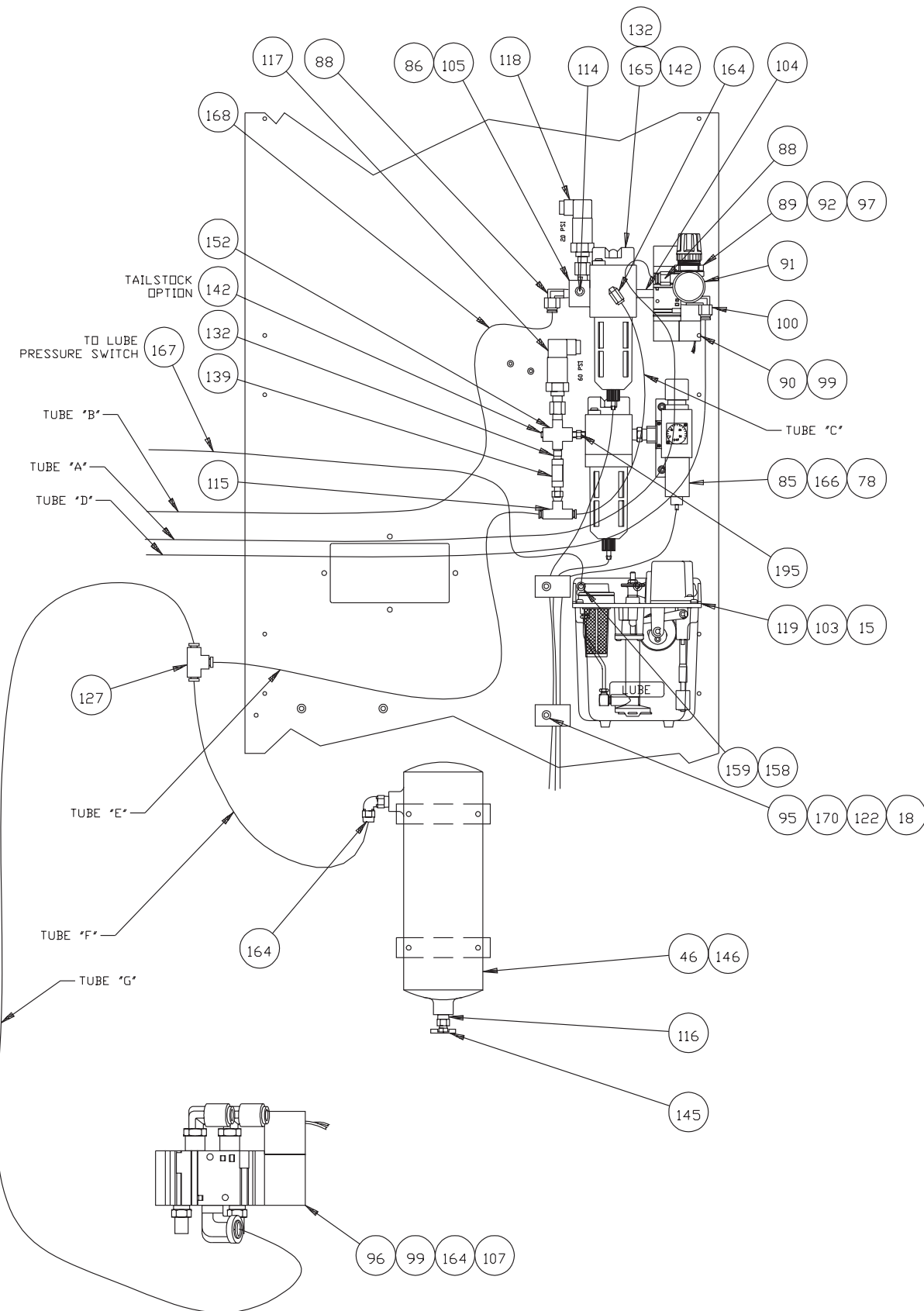
285	CLB000299053	1.00000000	COVER,HDY COOLER
284	NC 0010884	0.01000000	ADHESIVE, LOCTITE #242
283	MW 0103810	4.00000000	M8 WASHER, FLAT
282	MW 0183810	4.00000000	M8 LOCKWASHER
281	MS 0303818	4.00000000	M8 SCREW, BUTT HD.
280	MN 0283810	4.00000000	M8 NUT, FLANGE
279	MS 0573819	4.00000000	M8 SCREW, SOC. SET
278	LC 0000128GCE	1.00000000	COOLER,HDY.
277	LC 001193801	2.00000000	STANDOFF,LABYRINTH
276	LC 0008050WD	1.00000000	WIPER, DOOR
275	LC 001193802	1.00000000	STANDOFF, HEADWALL/BASE
274	LO 0003727	1.00000000	SILICONE SPRAY LOCATIONS - L
273	MS 0303616SS	9.00000000	SCREW, BHD M6X1.0 X 12MM SST
272	5P 0006434	4.00000000	WASHER, LOCK 1/2
271	5 0001893	2.00000000	WASHER
270	MS 0103619	2.00000000	SCREW, SOC.HD.CAP M6X1.0X25M
269	CS 001088406	1.00000000	LOCTITE 29031-GREEN
268	MS 0303413	2.00000000	SCREW, BT. HD M4 X .7 X6MM
267	MS 0553617	1.00000000	SCREW, SOC.SET CUP M6X1.0X16
266	LCA000199077	1.00000000	COVER, SKIRT
265	LC 001011614	1.00000000	VITON, SKIRT DOOR
264	LC 000299001	1.00000000	RETAINER, VITON STRIP
263	LCA00019905K1	1.00000000	COVER, BASE
262	AH 000999702	1.00000000	1/2NPT TO 3/8 NPT STL HX
261	MW 0183410	2.00000000	WASHER, LOCK M4 STEEL
260	MN 0113410	2.00000000	NUT, HEXAGON, 934 PLATED
259	MS 0313416	4.00000000	SCREW,FLAT HD SOC M4X.7X12MM
258	LC 000199083	1.00000000	BRACKET, DETENT, DOOR
257	LC 0010509	1.00000000	CATCH, DOOR
256	LC 000199082	1.00000000	BRACKET, DETENT, HEADWALL
255	LC 000770305	1.00000000	REDUCER, 3/4NPTM-1/2NPTF
249	MS 0103620	4.00000000	SCREW, SOC.HD.CAP M6X1.0 X30
248	LCA000199079	1.00000000	PLATE, PUMP ADAPTER
247	KH 0008384	3.00000000	CONN. HOSE BARB 3/4ID 1/2NPT
246	LC 000770304	1.00000000	UNION, TEE 1/2"NPTF
245	LC 0010110	1.00000000	ELBOW, STREET, 1/2"NPT
244	OR 0001618	1.00000000	O RING
243	CN 0011092	1.00000000	NIPPLE, 1/2 CLOSE
242	CN 0010059	1.00000000	VALVE, COOLANT
241	HG 001125907	1.00000000	COUPLING, 1/2 NPT
240	UB 0000330	1.00000000	NUT, LOCK FOR DIAL
239	CCA0007011C2	1.00000000	NOZZLE , COOLANT 18"
238	LC 000700702	22.00000000	3/4" ID TUBING
237	LC 0003310	1.00000000	COOLANT FACILITIES
236	LC 0010115LT	1.00000000	COVER, LESS TAILSTOCK
235	LC 0008384	3.00000000	ELBOW, 1/2NPT 3/4 HOSE BARB
234	AH 0009910	10.00000000	TY RAP
ITEM	PART NUMBER	QUANTITY	DESCRIPTION

232	CL 000733502	2.00000000	SPRING, EXTENSION
231	LCA0001990BK	1.00000000	BRACKET, CABLE SUPPORT
230	CC 000810402	1.00000000	TIE CABLE
228	8640009188	4.00000000	TERM.#BR 16-14AWG MAX.INS.19
224	LC 0009207	1.00000000	CORD GRIP, PLASTIC PG 11,4-1
221	LCA0003325	1.00000000	PUMP, COOLANT
220	AH 0009623	1.00000000	CLAMP CABLE
219	LC 0001990HF51	1.00000000	FRAME, HYD.
218	VL 0004869	8.00000000	WASHER, PARKER STAT-O-SEAL
217	LCA001011607	1.00000000	GASKET, NAME PLATE
216	LC 001041901	1.00000000	PLATE, NAME, BACK
215	LCA0010419	1.00000000	PLATE, NAME - TURRET
214	LC 0001990RGM	1.00000000	MOUNT, REAR GUARD
213	CC 0006966	6.00000000	CLAMP, HOSE
212	71 0009188 F	2.00000000	TERM, 1/4 RING 3-4 AWG YEL
211	KL 0009623	2.00000000	CLAMP
210	CL 000918801	2.00000000	TERM, 5/16 RING 3-4AWG YEL
209	LC 0001990RG	1.00000000	GUARD, REAR
208	LCA0001990RGM1	2.00000000	MOUNT, REAR GUARD
207	LC 0010115 R	1.00000000	COVER, RIGHT SIDE
206	LC 0010115 L	1.00000000	COVER, LEFT SIDE
205	CS 000943104	1.00000000	"O" RING
204	MW 0103410	32.00000000	NUT
203	LC 0001990BS	1.00000000	BRACKET, SWITCH
202	LC 001011608	1.00000000	GASKET, ACCESS COVER
201	LC 0010598BH	2.00000000	HANGER, COVER
200	SG 000770202	1.00000000	CONNECTOR, 90 DEG. PUSH ON
199	SG 0007007	1.00000000	TUBING, 1/2 OD
198	MS 0313617	9.00000000	SCREW, FHDSOC, M6 X 1.0 X 16
197	MS 0303416	32.00000000	SCREW, BT. HD. M4X.7,X 12MM
196	LC 0011454	2.00000000	STOP, LCL FRONT DOOR
195	0650104	11.00000000	MET DR SCR 6-32X 1/4
194	LC 000199060	1.00000000	EDGE, LEFT SIDE DRIP
193	LC 000199061	1.00000000	EDGE, FRONT SIDE DRIP
192	MC 0010994	0.01000000	GREASE, SILICONE
191	MS 0303620	4.00000000	SCREW, BT HD SK M6-1X30MM
190	LC 000199048	1.00000000	SHIELD, CANOPY COOLANT
189	LC 0009424	4.00000000	BUSHING, LCL DOOR TRACK
188	LC 0006324	1.00000000	TRACK, LCL UPPER DOOR
187	LC 000199006	1.00000000	SPACER, LOWER DOOR TRACK
184	LC 0010115ZB	1.00000000	COVER, Z AXIS BELT
179	RF 0011499	0.25000000	STRIP, NYLATRON WEAR
178	CL 001022402	1.00000000	SWITCH PROXIMITY
177	MW 0193410	32.00000000	WASHER, LOCK DIN-7980 M4X.7
176	MS 0103419	2.00000000	SCREW SHCS M4-.70 X25MM LONG
175	LC 0011932 Z	1.00000000	SUPPORT, Z AXIS BALL SCREW
174	LM 000947102	4.00000000	SCREW, STOP
173	LC 00101152A	1.00000000	COVER, ACCESS
172	HG 000770301	1.00000000	PLUG, CAP
171	LC0010115BB2	1.00000000	COVER, ACCESS
170	LC 00019902551	1.00000000	PLATE
168	LC 0010190BB	1.00000000	STANDOFF, COLLET CLOSER
167	CK 0010331	2.00000000	#BP 1-1/2 CAP PLUG
166	MS 0303614	2.00000000	SCREW, BUTTON HD M6X1.0X8MM
165	LC 000641801	1.00000000	LABYRINTH, WAY COVER
164	LC 0001990 R	1.00000000	MOUNT, LABYRINTH, RIGHT
163	LC 0001990 L	1.00000000	MOUNT, LABYRINTH, LEFT
162	CK 0008104	7.00000000	TIE, WIRE
161	LC 0008915 B	1.00000000	BULB, FLUORESCENT - 23W AC
159	MS 0103618	10.00000000	SCREW,SOC.HD.CAP M6X1.0X20MM
158	LC 000224915HP	1.00000000	MOTOR, SPINDLE - 15 HP
156	AH 0011623	11.00000000	SLEEVE, PLASTIC COIL
154	LC 001119803	4.00000000	SEAL, DOOR
153	LC 0008050LR	1.00000000	RETAINER, LEFT WIPER
152	LC 0008050 R	1.00000000	RETAINER, RT LOWER WIPER
151	LC 0008050R1	1.00000000	RETAINER, RT UPPER WIPER
150	MW 0104210 H	18.00000000	WASHER, FLAT, M12 STL (HARDE
149	LC 0002533WABB	1.00000000	COOLANT CATCHER ASSEMBLY
148	LC 000199021	1.00000000	BRACKET, DOOR SWITCH
ITEM	PART NUMBER	QUANTITY	DESCRIPTION

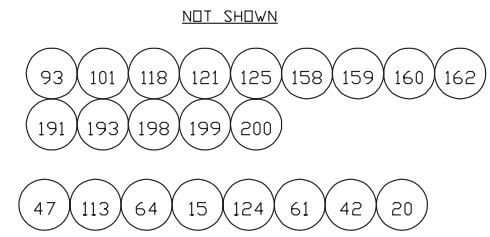


2FU	4FU	6FU	55	11FU	82
			58	12FU	83
9FU	10FU	13FU	80	3FU	14FU
			81	5FU	23
			4		

NDT SHOWN
 108 67 33 66 14 31
 197 153 192 77 78



TUBE	LENGTH	FROM	TO
A	63'	CLOSER REGULATOR ELBOW	CLOSER CLOSE
B	60'	PRES BLOCK ELBOW	CLOSER CLOSE
C	16'	SWIVEL TEE	FILTER ELBOW
D	66'	CLOSER VALVE PORT 4	CLOSER OPEN
E	21'	SWIVEL TEE	TEE
F	26'	TEE	AIR RESERVOIR
G	123'	TEE	TURRET VALVE PORT 1



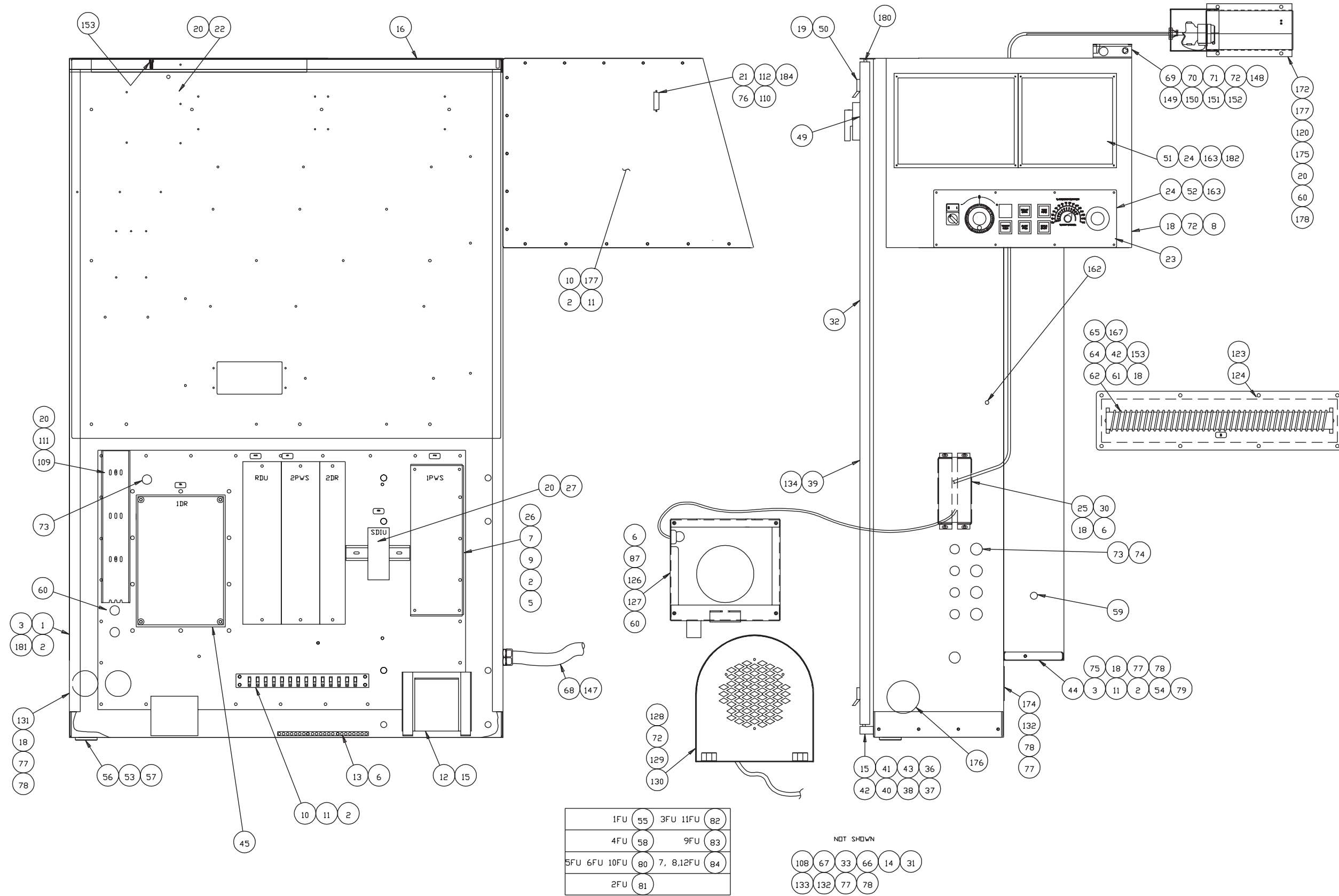
Power Case Assembly, CE Mark

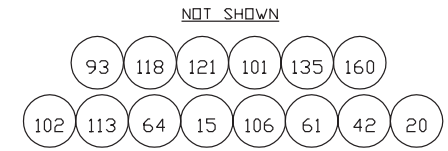
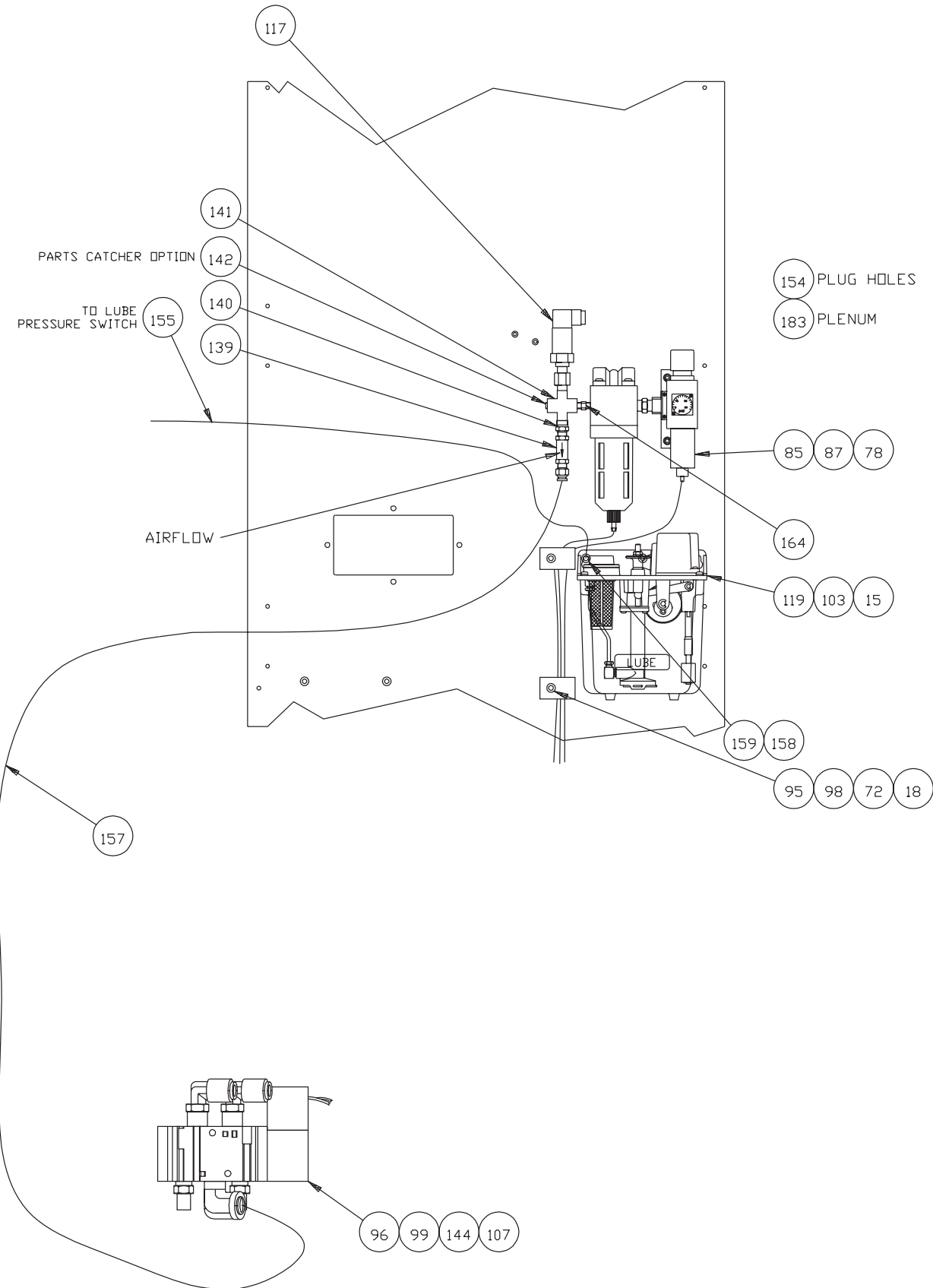
ITEM	PART NUMBER	QUANTITY	DESCRIPTION
1	MS 0313415	4.000	SCREW, FHDSCT M4 X .7 X 10MM
2	MW 0263410	24.000	WASHER, EXT. STAR M4
3	MN 0113410	8.000	NUT, HEXAGDN, 934 PLATED
4	VL 0009610CC04	3.000	FUSE, 4A CLASS CC
5	SG 001019001	4.000	STANDOFF
6	MN 0283510	16.000	NUT, MSX0.8, SER HEX FLNG
7	1B 0008776PS	1.000	POWER SUPPLY, 24VDC, 7.2 AMP
8	1B 001188604	1.000	KEY SHEET - CE
9	MS 0303416	8.000	SCREW, BT. HD. M4X.7,X 12MM
10	SG 001082104	1.000	SUPPORT, CABLE BAR
11	MS 0303417	12.000	SCREW, BT. HD. M4X.7,X 16MM
13	SB 0011888	1.000	KIT, GROUND BAR
14	F3 0009977	16.000	LABEL, CABLE
15	MN 0283610	17.000	NUT, M6X1.0, SER HEX FLNG
16	LC 0004158EPCF	1.000	POWERCASE ENCLOSURE ASSY - E
18	MS 0303515	15.000	SCREW, BT. HD. MSX.8,X 10MM
19	VL 0011738	14.000	LATCH, DOOR, VISE ACTION
20	LC 0011942PR	21.000	RIVET, PDP OPEN END
21	CN 0012042 B	1.000	BLOCKS, LATCHING
22	LC 0003279P51E	1.000	ASSY, LC51 PLATE UPPER CEMAR
23	SG 000961006	2.000	FUSE, 2A CLASS CC
24	LC 0003279ES5C	1.000	ASSY, LC51 ESTOP CEMARK
25	HG 000415813	2.000	BRACKET, FDAM
26	CN 000953204	1.000	GRDMMET
27	CK 9011032	0.137	RAIL, DIN BLANK
29	SG 001011544	1.000	COVER, POWER SUPPLY - CEMARK
30	HG 0011350	2.000	FILTER, FDAM
31	CK 000918820	18.000	FERRULES, 20 AWG
32	CSB001030203CE	1.000	TAG, ELEC. ENCL., CE ENG.
33	LC 0003279WC5C	1.000	PACKAGE, WIRE PWR CASE CEMARK
34	LC 0032316	1.000	SCREW, THRD CUT-B-32 X 1/2
36	MW 0193610	2.000	WASHER, LOCK DIN-7980 M6X1.0
37	SG 000415810	1.000	BRACKET, DOOR HINGE MTG.
38	SG 000415811	1.000	SPACER, NYLON (P.C. DOOR)
39	LCA0003780EM01	1.000	DOOR, POWER CASE
40	MS 0103617	2.000	SCREW, SDC.HD.CAP M6X1.0X16M
41	SGA000415809	1.000	PLATE, DOOR HINGE (BOTTOM)
42	MW 0103610	20.000	WASHER, FLAT M6 STEEL
43	SG 000415808	1.000	PLATE, DOOR HINGE (TOP)
44	CN 001134901	2.000	FAN
45	LC 00118491546	1.000	DRIVE, 15HP 460V SPINDLE
46	LC 00116144R	1.000	RECEIVER, AIR
47	LCA000199030	1.000	BRACKET, SPINDLE MOTOR DRIVE
49	CL 0010646	1.000	METER,RUN TIME
50	VL 001173801	2.000	DOOR PULL
51	SG 001011603	4.160	GASKET, EMI
52	LC 001011642FS	1.000	GASKET, E-STOP, 1-SERIES
53	MW 0195010	2.000	WASHER, LOCK SQ. M20
54	LC 0011350	1.000	FILTER, PLENUM FAN
55	SG 000961020	9.000	FUSE, CLASS CC - 30A
56	LC 0009455	1.000	FDDT, POWERCASE
57	MN 0115010	1.000	NUT, 934 REGULAR M20 X 2.5
58	SG 0009610	2.000	FUSE, 1-6/10A CLASS CC
59	NC 000953205	2.000	GRDMMET
60	SG 0009532	6.000	GRDMMET
61	MW 0183610	18.000	M6 REG. LOCKWASHER
62	LC 001047201	1.000	RESISTOR, 35 OHM, 1500 W
64	MS 0303616	12.000	SCREW, BT. HD. M6X1.0 X 12MM
65	LCA0001904RM1	1.000	PLATE, RESISTOR MOUNTING
66	LC 00030115102	1.000	CABLE PKG., LC51 CE
67	LC 001202451DB	1.000	DATABASE, LC51 DOMESTIC/CE
68	700001022901	1.000	CONDUIT ASSEMBLY - 3/4 IN
69	LC 0010224	1.000	SWITCH, LCL FRONT DOOR
70	LCA000199020	1.000	SPACER, DOOR SWITCH
71	MS 0303518	3.000	SCREW, BT. HD. MSX.8,X 20MM
72	MW 0263510	11.000	WASHER, STAR EXT. M5 STEEL

ITEM	PART NUMBER	QUANTITY	DESCRIPTION
75	LCA0004158FM	1.000	MDUNT, POWERCASE FAN
76	VL 000962303	1.000	CLAMP, CABLE 0.078"
77	MW 0103510	19.000	WASHER, FLAT M5 X .8 STEEL
78	MW 0183510	21.000	WASHER, LOCK REG. M5 X .8 SC
79	CN 0011349FG	2.000	GUARD FAN
80	SG 000961001	8.000	FUSE, 5A CLASS CC
81	SG 000961002	3.000	FUSE, 20A CLASS CC
82	SG 000961007	1.000	FUSE, 3A CLASS CC
83	SG 000961012	1.000	FUSE, 1/2A, CLASS CC
84	SG 000961004	6.000	FUSE, 2-1/2A CLASS CC
85	LC 0010779 A	1.000	FILTER/REG. ASSEM. - MAIN A1
86	MS 0103521	2.000	SCREW, SDC. HD. CAP.M5X.8X35
87	MS 0103818	2.000	SCREW, SDC.HD.CAP M8X1.25X20
88	HG 000770201	2.000	CONNECTOR, 1/8 90 DEGREE
89	AH 0010779	1.000	REGULATOR
90	LC 000304803	1.000	VALVE, DIRECTIONAL-5 WAY-2 P
91	AHA0011537	1.000	GAUGE
92	KH 000350401	1.000	NIPPLE, 1/8 HEX BRASS
93	LC 0010462	1.000	BRAKE, X AXIS
95	LC 000700701	3.000	TUBING, FLEXIBLE
96	LC 000304802	1.000	VALVE, DIRECTIONAL-5 WAY-2 P
97	CT 000770901	1.000	ELBOW
98	SBA0006966	4.000	CLAMP
99	CT 0011335	4.000	MUFFLER
100	CL 000770203	1.000	ELBOW, 90 DEG MALE (SWIVEL)
101	LD 0003168	1.000	PNEUMATIC VALVE LAYOUT
102	HG 0010821	1.200	DUCT
103	MS 0553619	3.000	SCREW, SDC.SET CUP M6X1.0X25
104	NT 0003504	1.000	NIPPLE, PIPE
105	HG 001023402	1.000	BLOCK, PRES. SW.
107	SG 0007702A9	2.000	ELBOW,MALE SWIV 1/4DD X 1/4N
108	F3 000997701	20.000	LABEL, ID
109	LCA0010302CE	1.000	TAG, ELECTRICAL HAZARD
110	R 0008044	4.000	PIN ESCUTCHEDN
111	0170004	2.000	SCREW, BIND. HD-SS 4-40X1/4
112	HG 001082108	1.200	COVER, FDR DUCT (HG 10821)
113	LC 000199031	2.000	BRACE, SPINDLE MOTOR DRIVE B
114	S 0001467	1.000	PLUG, PIPE
115	HG 000770202	1.000	TEE, SWIVEL MALE BRANCH
116	AUA0010785	1.000	BUSHINGS
117	HGB0011736	1.000	PRESSURE SWITCH
118	HGB001173601	2.000	PRESSURE SWITCH ASSEMBLY
119	LCA000332501	1.000	PUMP, LUBE
120	LCA0008915H1	1.000	HOLDER, MEDIUM LAMP
121	CL 001022402	1.000	SWITCH PROXIMITY
122	MS 0303519	2.000	SCREW,BUTTON HD. M5X.8X25MM
124	MS 0303617	10.000	SCREW, BT. HD. M6X1.0 X 16MM
125	LT 0010884 S	0.010	SEALANT, PIPE
127	CL 000770205	1.000	TEE, UNION
132	VL 0003504	2.000	NIPPLE, PIPE
139	SBA001145201	1.000	VALVE CHECK
142	S 0001914	2.000	PLUG, PIPE
143	VL 000362301	2.000	WASHER, EXT TDDTH-M4 STAINLE
145	AH 0011552	1.000	1/8 DRAIN COCK
146	MS 0303616SA	4.000	SCREW, SDC.SET CUP M6X1.0X16
147	MW 0103310SS	16.000	WASHER, FLAT REGULAR M3X.5 S
149	MS 0303315SS	16.000	SCREW, B HD. M3X.5X10MM SSTE
150	LC 0002533WABB	1.000	COOLANT CATCHER ASSY
151	CLA000365002	1.000	SWITCH, ROLLER
152	SB 000191401	1.000	CROSS BRASS
153	HG 000415811	1.000	COVER, PC MAIN POWER DROP
154	LC 001173451H	1.000	SPINDLE FAN HOUSING ASSY
155	MS 0303517	4.000	SCREW, BUTTON HD. MSX.8X16MM
156	LCA0010115LB	1.000	COVER
157	CC 001134901	1.000	MAJOR FAN
158	SG 0007702A8	2.000	ELBOW,MALE SWIV 1/4DD X 1/8N

ITEM	PART NUMBER	QUANTITY	DESCRIPTION
159	HG 0008384	2.000	ADAPTER
160	HG 000700702	10.000	TUBING, 1/4 OD NYLON
162	SGA0010884 C	0.800	ADHESIVE, CONDUCTIVE
163	SG 001011602	18.000	GASKET, EMI/RFI(6'LENGTHS)
164	CL 000770202	3.000	ELBOW, 90 DEG MALE (PARKER)
165	LC 001077901	1.000	FILTER, COALESCING .01 PPM
166	MS 0103518	2.000	SCREW, SOC. HD. CAP.M5X.8X20
167	SG 0007007 T	7.000	TUBING, 5/32 OD
168	HG 0007007	32.000	TUBING - 5/16 O.D.
170	CF 0009623	2.000	CLAMPS CABLE
174	75 0010226	2.000	GASKET ASSEMBLY 3/4 INCH
177	DB 0009207 W	1.000	WASHER CONNECTOR
178	DB 00092079B	1.000	NUT CONNECTOR COMPRESS
179	DB 00092079A	1.000	BODY CONNECTOR
180	DB 00092079E	1.000	GROMMET
181	NC 0011298	1.000	RECTIFIER (SILICONE)
182	CN 0009532	1.000	GROMMET
184	MN 00113813	2.000	NUT, M8 X 1.25 BRASS
186	MS 0303514	8.000	SCREW, BT. HD. M5 X .8 X 8MM
189	SG 000179912	1.000	SPACER, PC & I/O CASE DDDR
190	RH 0009623	1.000	CLAMP, CABLE
191	SG 00112980275	3.000	FERRITE CORE, .275"
192	MS 0303516	14.000	SCREW,BUT.HD.M5X.8X12MM
193	SG 00112980402	2.000	FERRITE CORE, .402"
194	LC 0010229	3.350	CONDUIT, PLASTIC PG11
195	AD 0007710	1.000	HEX NIPPLES
196	LC 001022901	1.000	FITTING, ST PG11 PLASTIC
197	LC 000877601	1.000	TRANSFORMER, 9KVA, CE
198	NC 0010884	0.010	LOCTITE ADHESIVE
199	LC 000199094	1.000	BRACKET, TRANSFORMER
200	LC 001011508	1.000	COVER, TRANSFORMER
201	LC 0008915 H	1.000	HOUSING, LIGHT
203	LC 0010115LTCC	1.000	COVER,LESS TRANSFORMER CONDU
204	LC 0008915HG	1.000	GUARD, LIGHT HOUSING
205	LC 001033101	1.000	COVER, HOLE
206	DV 0010546	2.000	NUT FOR GROUNDING POST
207	LM 0008104	1.000	TY-RAP
208	LD 0003936	1.000	LAYOUT, FUSE-LC51 CE & DOMEST
209	LC 0010115LBC	1.000	COVER, LESS BATTERY
210	LC 0010116CFS	1.000	GASKET, CRT, I-SERIES
211	LC 0010116MFS	1.000	GASKET, MDI, I-SERIES

Power Case Assembly, Non-CE Mark





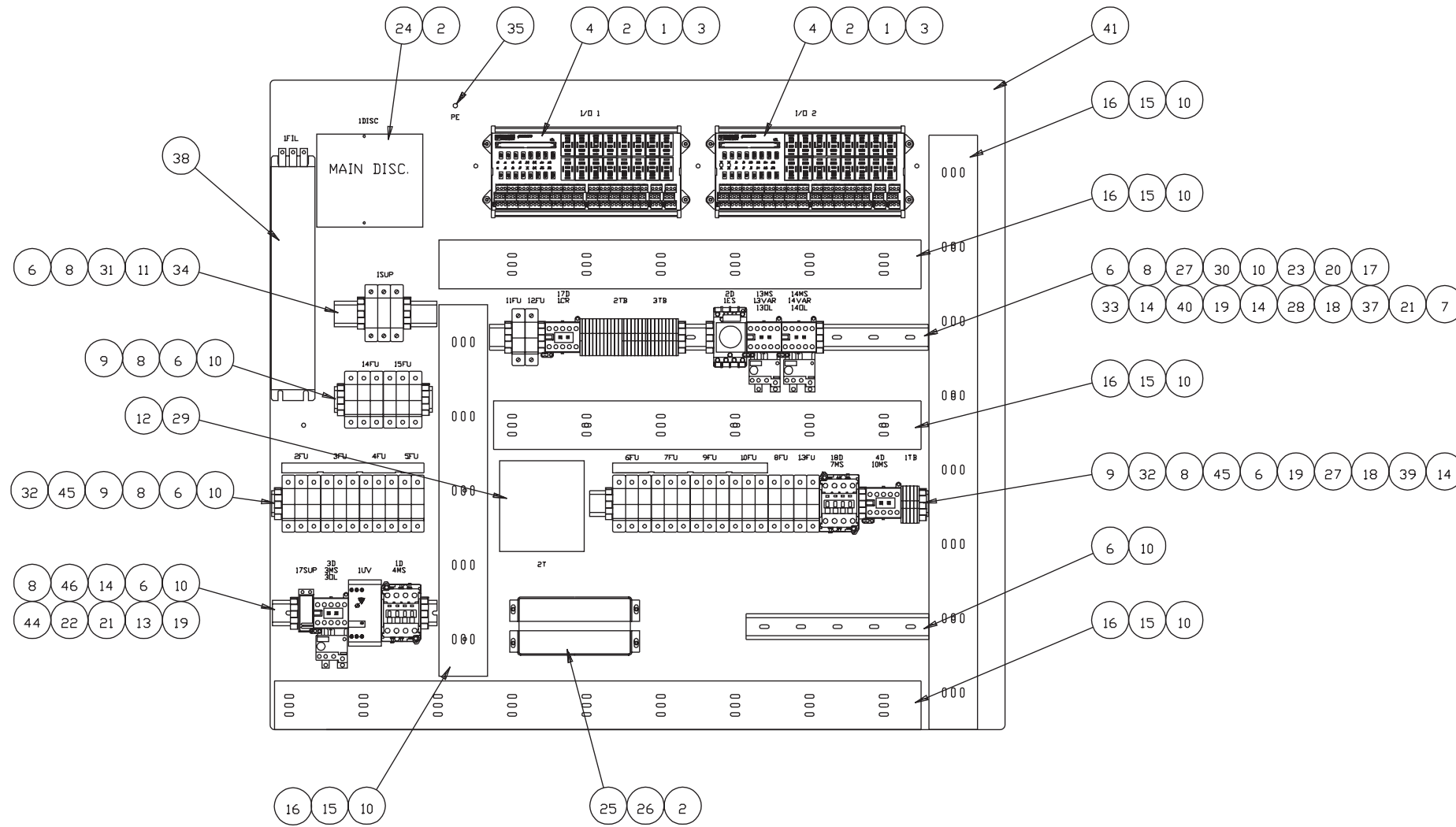
Power Case Assembly, Non-CE Mark

ITEM	PART NUMBER	QUANTITY	DESCRIPTION
1	MS 0303414	4.000	BUTTON HEAD SCREW
2	MW 0263410	28.000	WASHER, EXT. STAR M4
3	MN 0113410	12.000	NUT, HEXAGON, 934 PLATED
5	SG 001019001	4.000	STANDOFF
6	MN 0283510	8.000	NUT, M5X0.8, SER HEX FLNG
7	18 0008776PS	1.000	POWER SUPPLY, 24VDC, 7.2 AMP
8	SBA0006966	4.000	CLAMP
9	MS 0303416	4.000	SCREW, BT. HD. M4X7,X 12MM
10	SG 001082104	2.000	SUPPORT, CABLE BAR
11	MS 0303417	16.000	SCREW, BT. HD. M4X7,X 16MM
12	AHA0008776	1.000	TRANSFORMER CONTROL
13	SB 0011888	1.000	KIT, GROUND BAR
14	F3 0009977	16.000	LABEL, CABLE
15	MN 0283610	13.000	NUT, M6X1.0, SER HEX FLNG
16	LC 0004158PCFS	1.000	POWERCASE ENCLDURE ASSY - D
18	MS 0303515	23.000	SCREW, BT. HD. M5X.8,X 10MM
19	VL 0011738	2.000	LATCH, DOOR, VISE ACTION
20	LC 0011942PR	21.000	RIVET, PDP OPEN END
21	CN 0012042 B	1.000	BLOCKS, LATCHING
22	LC 0003279P51	1.000	ASSY, LCS1 PLATE UPPER DOMESTIC
23	LC 0003279ES5D	1.000	ASSY, LCS1 ESTDP DOMEST
24	MS 0303315SS	16.000	SCREW, B HD. M3X.5X10MM SSTE
25	HG 000415813	2.000	BRACKET, FOAM
26	CN 0009532	1.000	GROMMET
27	CK 9011032	0.150	RAIL, DIN BLANK
30	HG 0011350	2.000	FILTER, FOAM
31	CK 000918820	18.000	FERRULES, 20 AWG
32	CSB001030203CE	1.000	TAG, ELEC. ENCL., CE ENG.
33	LC 0003279WC5D	1.000	PACKAGE, WIRE PWR CASE DOMEST
36	MW 0193610	2.000	WASHER, LOCK DIN-7980 M6X10
37	SG 000415810	1.000	BRACKET, DOOR HINGE MTG.
38	SG 000415811	1.000	SPACER, NYLON (P.C. DOOR)
39	LCA0003780PC	1.000	DOOR, POWERCASE
40	MS 0103617	2.000	SCREW, SDC.HD.CAP M6X1.0X16M
41	SGA000415809	1.000	PLATE, DOOR HINGE (BOTTOM)
42	MW 0103610	20.000	WASHER, FLAT M6 STEEL
43	SG 000415808	1.000	PLATE, DOOR HINGE (TOP)
44	CN 001134901	2.000	FAN
45	LC 00118491523	1.000	DRIVE, 15HP 230V SPINDLE
49	CL 0010646	1.000	METER,RUN TIME
50	VL 001173801	2.000	DOOR PULL
51	LC 0010116CFS	1.000	GASKET, CRT, I-SERIES
52	LC 001011642FS	1.000	GASKET, E-STDP PANEL
53	MW 0195010	1.000	WASHER, LOCK SQ. M20
54	LC 0011350	1.000	FILTER, PLENUM FAN
55	SG 000961008	3.000	FUSE, G1, 22 X 58 MM, 63A
56	LC 0009455	1.000	FOOT, POWERCASE
57	MN 0115010	1.000	NUT, 934 REGULAR M20 X 2.5
58	SG 0009610	2.000	FUSE, 1-6/10A CLASS CC
59	DP 0009604 B	1.000	PLUG DOT
60	SG 0009532	4.000	GROMMET
61	MW 0183610	18.000	M6 REG. LOCKWASHER
62	LC 001047202	1.000	RESISTOR, 11 OHM, 1500 W
64	MS 0303616	12.000	SCREW, BT. HD. M6X1.0 X 12MM
65	LCA0001904RM1	1.000	PLATE, RESISTOR MOUNTING
66	LC 00030115101	1.000	CABLE PKG., LCS1 DDM
67	LC 001202451DB	1.000	DATABASE, LCS1 DOMESTIC/CE
68	700001022901	1.000	CONDUIT ASSEMBLY - 3/4 IN
69	LC 0010224	1.000	SWITCH, LCL FRDNT DOOR

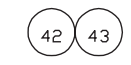
ITEM	PART NUMBER	QUANTITY	DESCRIPTION
70	LCA000199020	1.000	SPACER, DOOR SWITCH
71	MS 0303518	3.000	SCREW, BT. HD. M5X.8,X 20MM
72	MW 0263510	13.000	WASHER, STAR EXT. M5 STEEL
73	CK 001033101	6.000	CAP PLUG 7/8
74	6 0010331	4.000	PLUG CAP
75	LCA0004158FM	1.000	MOUNT, POWERCASE FAN
76	VL 000962303	1.000	CLAMP, CABLE 0.078"
77	MW 0103510	19.000	WASHER, FLAT M5 X .8 STEEL
78	MW 0183510	21.000	WASHER, LOCK REG. M5 X .8 SC
79	CN 0011349FG	2.000	GUARD FAN
80	SG 000961001	8.000	FUSE, 5A CLASS CC
81	SG 000961002	3.000	FUSE, 20A CLASS CC
82	SG 000961007	6.000	FUSE, 3A CLASS CC
83	SG 000961012	1.000	FUSE, 1/2A, CLASS CC
84	SG 000961019	6.000	FUSE, 7A CLASS CC
85	LC 0010779 A	1.000	FILTER/REG. ASSEM. - MAIN AI
87	MS 0103518	4.000	SCREW, SDC. HD. CAP.M5X.8X20
93	LC 0010462	1.000	BRAKE, X AXIS
95	LC 000700701	3.000	TUBING, FLEXIBLE
96	LC 000304801	1.000	VALVE, DIRECTIONAL-5 WAY-2 P
98	CF 0009623	2.000	CLAMPS CABLE
99	CT 0011335	2.000	MUFFLER
101	LD 0003168	1.000	PNEUMATIC VALVE LAYOUT
102	LCA000199030	1.000	BRACKET, SPINDLE MOTOR DRIVE
103	MS 0553619	3.000	SCREW, SDC.SET CUP M6X1.0X25
106	MS 0303617	10.000	SCREW, BT. HD. M6X1.0 X 16MM
107	SG 0007702A9	2.000	ELBOW,MALE SWIV 1/4OD X 1/4N
108	F3 000997701	20.000	LABEL, ID
109	HG 0010821	1.200	DUCT
110	VL 000362301	2.000	WASHER, EXT TOOTH-#4 STAINLE
111	HG 001082108	1.200	COVER, FOR DUCT (HG 10821)
112	0170004	1.000	SCREW, BIND. HD-SS 4-40X1/4
113	LC 000199031	2.000	BRACE, SPINDLE MOTOR DRIVE B
117	HGB0011736	1.000	PRESSURE SWITCH
118	HGB001173601	1.000	PRESSURE SWITCH ASSEMBLY
119	LCA000332501	1.000	PUMP, LUBE
120	LCA0008915H1	1.000	HOLDER, MEDIUM LAMP
121	CL 001022402	1.000	SWITCH PROXIMITY
123	R 0008044	4.000	PIN ESCUTCHEDN
124	LCA0010302CE	1.000	TAG, ELECTRICAL HAZARD
126	CLA000365002	1.000	SWITCH, ROLLER
127	LC 0002533WABB	1.000	COOLANT CATCHER ASSY
128	CC 001134901	1.000	MAJOR FAN
129	MS 0303517	4.000	SCREW, BUTTON HD. M5X.8X16MM
130	LC 001173451H	1.000	SPINDLE FAN HOUSING ASSY
131	LCA0010115LB	1.000	COVER
132	MS 0303516	8.000	SCREW,BUT.HD.M5X.8X12MM
133	LC 000190401	1.000	PLATE, POWER SUPPLY
134	CN 00119801	18.000	SEAL, DOOR
135	LT 0010884 S	0.010	SEALANT, PIPE
139	SBA001145201	1.000	VALVE CHECK
140	VL 0003504	1.000	NIPPLE, PIPE
141	SB 000191401	1.000	CROSS BRASS
142	S 0001914	1.000	PLUG, PIPE
144	CL 000770202	1.000	ELBOW, 90 DEG MALE (PARKER)
147	75 0010226	2.000	GASKET ASSEMBLY 3/4 INCH
148	DB 0009207 W	1.000	WASHER CONNECTOR
149	DB 00092079B	1.000	NUT CONNECTOR COMPRESS
150	DB 00092079A	1.000	BODY CONNECTOR

ITEM	PART NUMBER	QUANTITY	DESCRIPTION
151	DB 00092079E	1.000	GROMMET
152	NC 0011298	1.000	RECTIFIER (SILICONE)
153	MN 0113813	4.000	NUT, M8 X 1.25 BRASS
154	MS 0303514	2.000	SCREW, BT. HD. M5 X .8 X 8MM
155	SG 0007007 T	7.000	TUBING, 5/32 OD
157	HG 0007007	12.000	TUBING - 5/16 O.D.
158	SG 0007702A8	1.000	ELBOW,MALE SWIV 1/4OD X 1/8N
159	HG 0008384	1.000	ADAPTER
160	HG 000700702	10.000	TUBING, 1/4 OD NYLON
162	RH 0009623	1.000	CLAMP, CABLE
163	MW 0103310SS	16.000	WASHER, FLAT REGULAR M3X.5 S
164	AD 0007710	1.000	HEX NIPPLES
167	MN 0283810	2.000	NUT, M8 X 1.25, SER:HEX FLNG
172	LC 0008915 H	1.000	HOUSING, LIGHT
174	LC 0010115LTCC	1.000	COVER,LESS TRANSFORMER CONDU
175	LC 0008915HG	1.000	GUARD, LIGHT HOUSING
176	LC 001033101	1.000	COVER, HOLE
177	DV 0010546	4.000	NUT FOR GROUNDING POST
178	LM 0008104	1.000	TY-RAP
179	LD 0003936	1.000	LAYOUT, FUSE - T51 DDM. & CE
180	SG 000179912	1.000	SPACER, PC & I/O CASE DOOR
181	LC 0010115LBC	1.000	COVER, LESS BATTERY
182	LC 0010116MFS	1.000	GASKET, MD1, I-SERIES
183	MS 0303614	8.000	SCREW, BUTTON HD M6X1.0X8MM
184	0170006	1.000	SCREW, BINDING HD-SS 4-40X3/

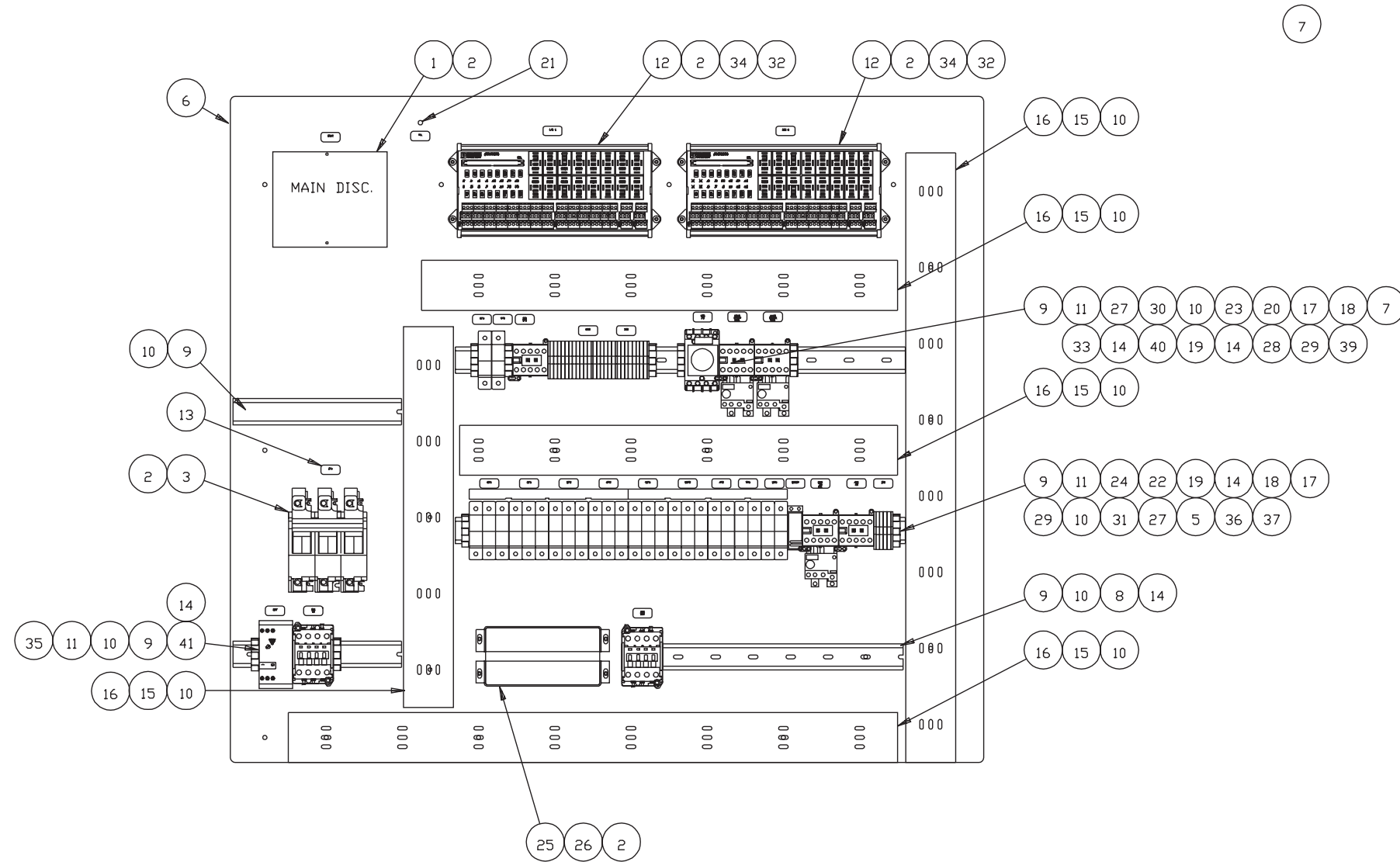
Power Case Panel Assembly (Upper), CE Mark



NOT SHOWN



ITEM	PART NUMBER	QUANTITY	DESCRIPTION
1	LC 000812203	21.000	RELAY, MINI 24VDC
2	LC 0032316	14.000	SCREW, THR'D CUT-8-32 X 1/2
3	LC 0009623	21.000	CLIP, RETAINING
4	LC 0011791	2.000	I/O MODULE PHOENIX
6	CK 9011032	2.240	RAIL, DIN BLANK
7	LC 001001902	1.000	OVERLOAD, 1.7-2.4A
8	HG 001103204	16.000	END STOP
9	LC 0010017	9.000	HOLDER, FUSE 3P/W/D IND CC
10	LC 0011942PR	26.000	RIVET, PDP OPEN END
11	LC 001213502	1.000	BUS BAR, 3 POINT
12	LC 000877602	1.000	TRANSFORMER, 350VA
13	LC 001129801	1.000	SUPPRESSOR, SURGE 400V
14	LC 0011298	8.000	SUPPRESSOR, CONTACTOR
15	HG 001082108	11.180	COVER, FOR DUCT (HG 10821)
16	HG 0010821	11.180	DUCT
17	HG 0009175	0.200	MARKER, STRIP 1-10
18	HG 001103202	18.000	TERMINAL BLOCK, GREEN/YELLOW
19	LC 0010361	5.000	CONTACTOR, 24VDC
20	HG 000917501	0.100	MARKER, STRIP 11-20
21	LCA001001904	2.000	OVERLOAD, 1.0-1.6A
22	LC 001179102	1.000	CONTROLLER, ELECTROMATIC 3PHA
23	HG 000917502	0.100	MARKER, STRIP 21-30
24	LCA001001601	1.000	SWITCH, DISCONNECT 100A 600V
25	HG 000415813	2.000	BRACKET, FOAM
26	HG 0011350	2.000	FILTER, FOAM
27	HG 001103203	6.000	END PLATE
28	SG 001001703	2.000	HOLDER, FUSE 1P/W/D IND. CC F
29	MN 0283610	4.000	NUT, M6X1.0, SER HEX FLNG
30	HG 0011032	11.000	TERMINAL BLOCK, GRAY
31	LC 001213501	3.000	SURGE ABSORBER BASE
32	LC 001001701	3.000	HOLDER, FUSE 2P/W/D IND CC
33	LC 000812202	1.000	RELAY, 24VDC - 4ND
34	LC 0012135	3.000	SURGE ABSORBER
35	MN 0113813	2.000	NUT, M8 X 1.25 BRASS
37	HG 001103205	2.000	JUMPER, 10 POLE
38	18 001129809	1.000	FILTER, EMI NOISE 42A
39	LC 0010016	1.000	CONTACTOR, 3 POLE 24VDC
40	LC 0011371	1.000	TIMER, 0.1-40S OFF DELAY
41	LCA000190402	1.000	PANEL, EMC UPPER COMP. MTG
42	LC 0003279WP5C	1.000	WIRE PKG., LC51 CE
43	LC 001202415DB	1.000	DATABASE WIRE & CABLE LC42-F
44	LC 000838401	1.000	ADAPTER, DIN RAIL
45	SG 0010017BB01	2.000	BUS BAR, 4 3 POLE BREAKER
46	LC 001001605	1.000	CONTACTOR, 3 POLE 24VDC 25A

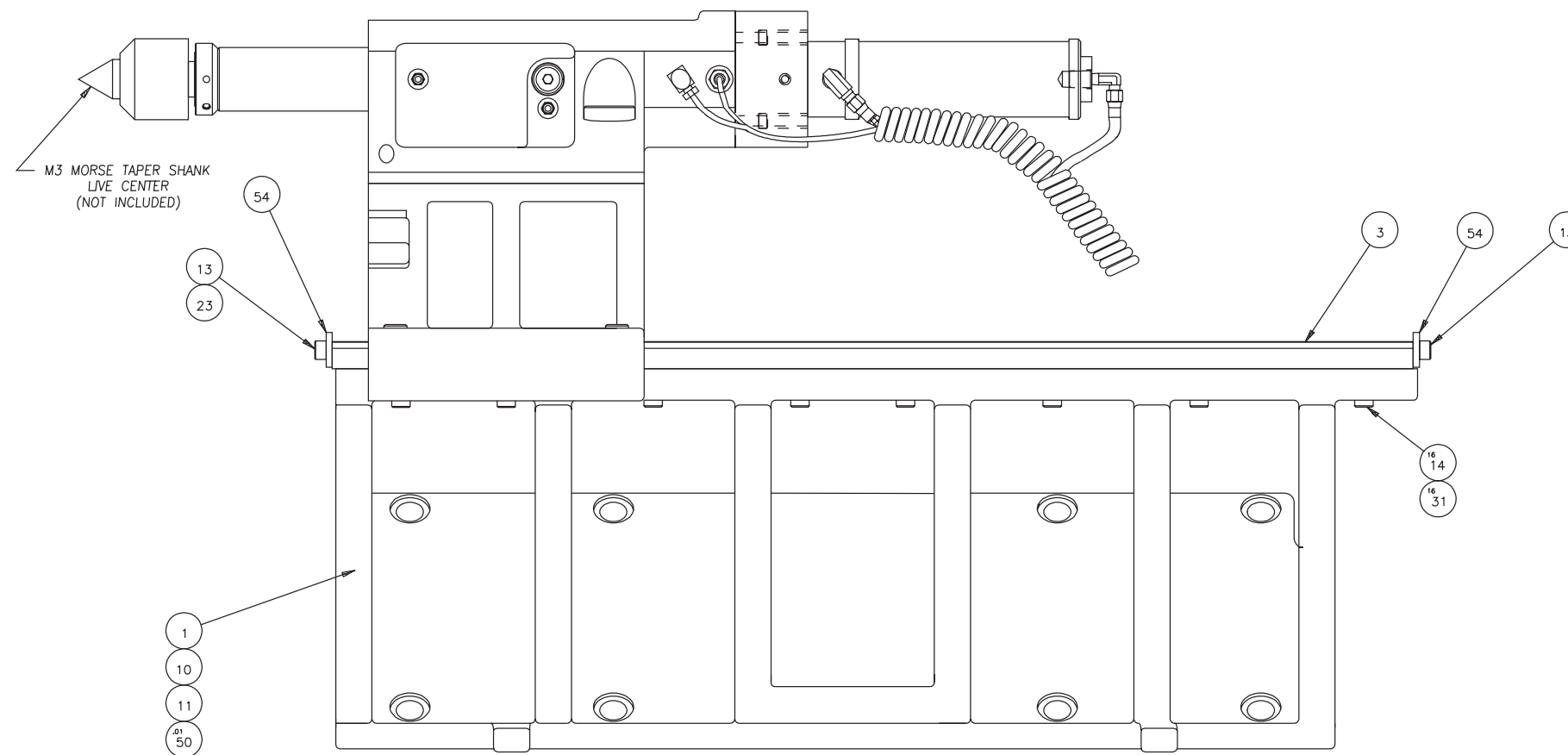
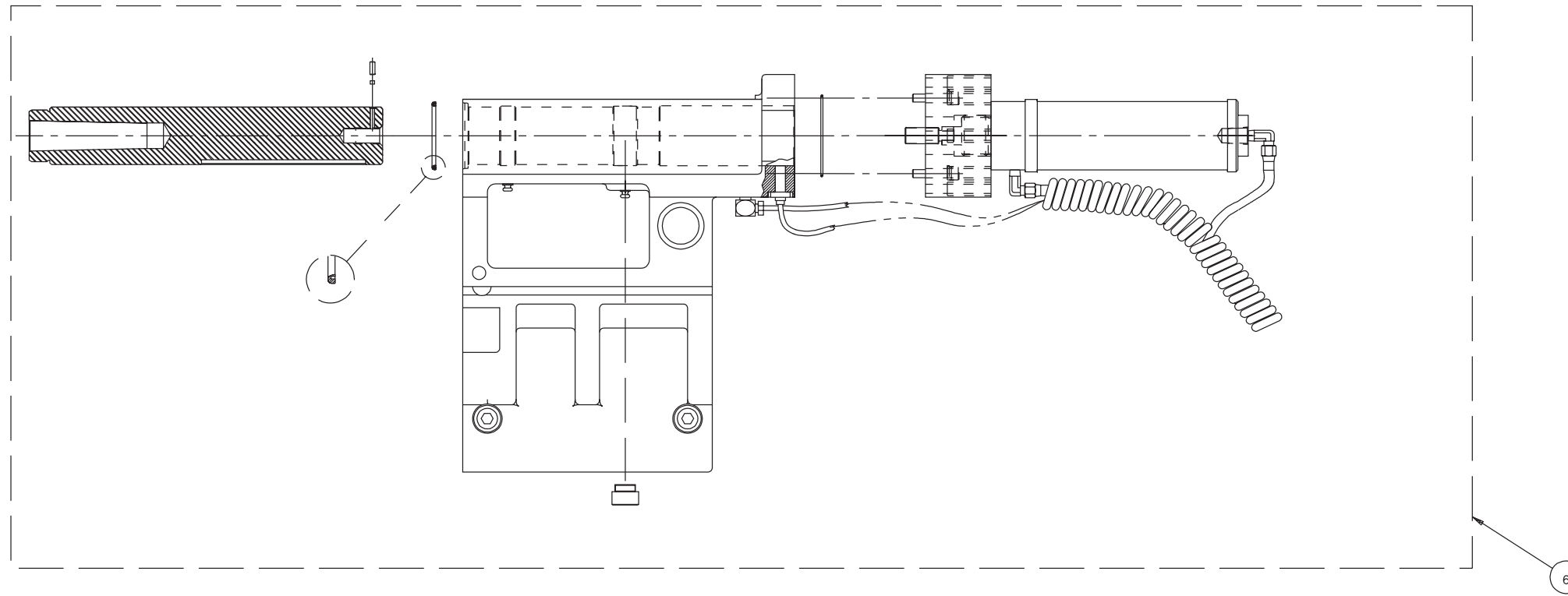


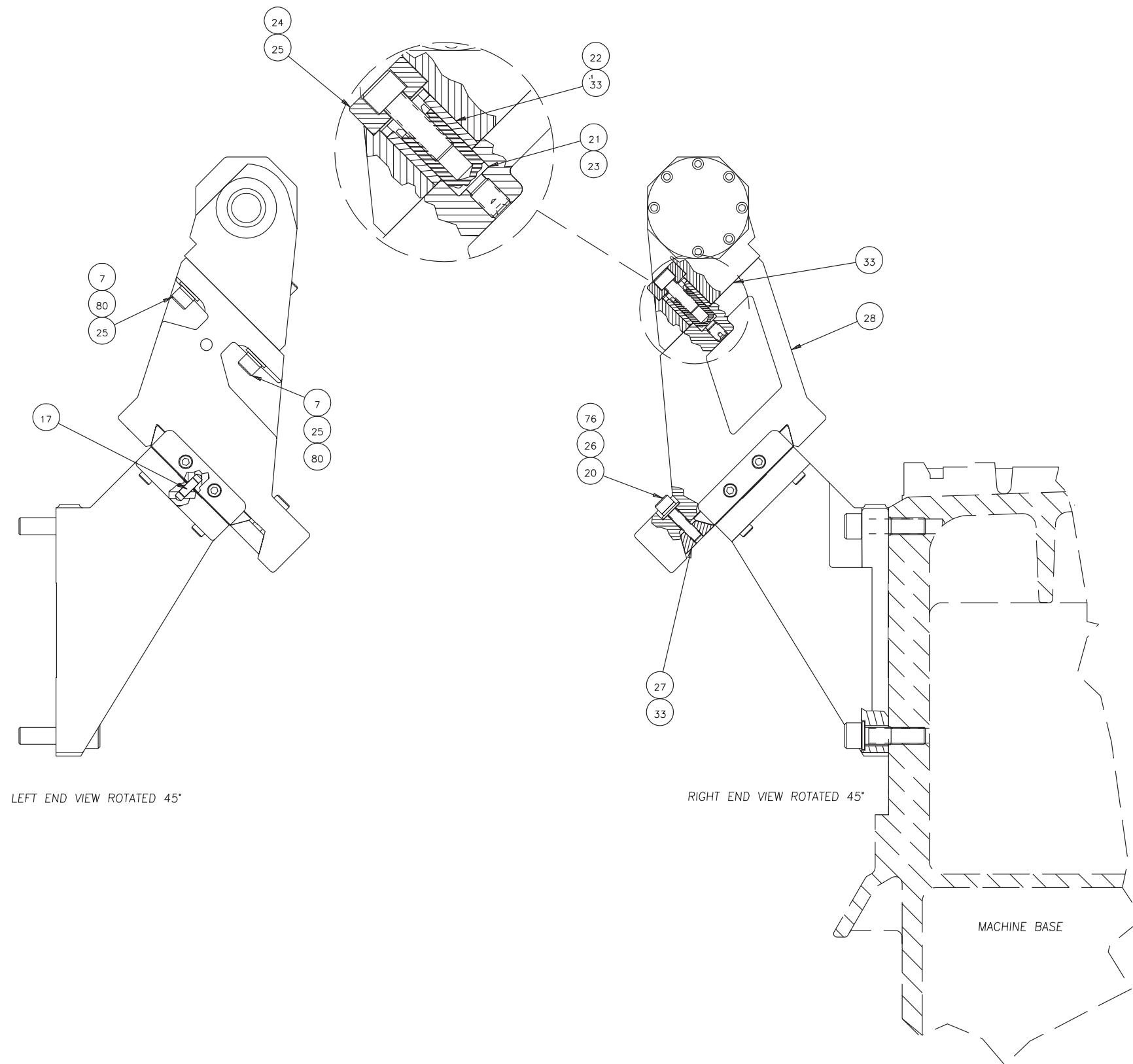
NOT SHOWN



ITEM	PART NUMBER	QUANTITY	DESCRIPTION
1	LCA001001601	1.000	SWITCH, DISCONNECT 100A 600V
2	LC 0032316	19.000	SCREW, THR'D CUT-8-32 X 1/2
3	SG 001001704	1.000	HOLDER, FUSE 3P 125A
4	LC 001202451DB	1.000	DATABASE, LCS1 DOMESTIC/CE
5	EC 0011298	1.000	SUPPRESSOR, SURGE
6	LCA0001904	1.000	PANEL, DDM UPPER COMP MTG
7	HG 001103205	1.500	JUMPER, 10 POLE
8	LC 0010016	1.000	CONTACTOR, 3 POLE 24VDC
9	CK 9011032	2.030	RAIL, DIN BLANK
10	LC 0011942PR	26.000	RIVET, POP OPEN END
11	HG 001103204	9.000	END STOP
12	LC 0011791	2.000	I/O MODULE PHOENIX
13	F3 000997701	26.000	LABEL, ID
14	LC 0011298	8.000	SUPPRESSOR, CONTACTOR
15	HG 001082108	11.180	COVER, FOR DUCT (HG 10821)
16	HG 0010821	11.180	DUCT
17	HG 0009175	0.400	MARKER, STRIP 1-10
18	HG 001103202	18.000	TERMINAL BLOCK, GREEN/YELLOW
19	LC 0010361	5.000	CONTACTOR, 24VDC
20	HG 000917501	0.100	MARKER, STRIP 11-20
21	MN 0113813	2.000	NUT, M8 X 1.25 BRASS
22	LC 001001701	3.000	HOLDER, FUSE 2P/W/D IND CC
23	HG 000917502	0.100	MARKER, STRIP 21-30
24	LC 0010017	6.000	HOLDER, FUSE 3P/W/D IND CC
25	HG 000415813	2.000	BRACKET, FOAM
26	HG 0011350	2.000	FILTER, FOAM
27	HG 001103203	6.000	END PLATE
28	SG 001001703	2.000	HOLDER, FUSE 1P/W/D IND.CC F
29	LCA001001904	2.000	OVERLOAD, 1.0-1.6A
30	HG 0011032	11.000	TERMINAL BLOCK, GRAY
31	SG 0010017BB01	2.000	BUS BAR, 4 3 POLE BREAKER
32	LC 0009623	21.000	CLIP, RETAINING
33	LC 000812202	1.000	RELAY, 24VDC - 4ND
34	LC 000812203	21.000	RELAY, MINI 24VDC
35	LC 001179101	1.000	CONTRDOLLER,ELECTROMATIC 3PHA
36	EC 0008384	2.000	ADAPTER, DIN RAIL
37	SG 0010017BB03	1.000	BUSBAR, 2, 3 POLE
38	LC 0003279WP51	1.000	WIRE PKG., LCS1 DDM
39	LCA001001903	1.000	OVERLOAD, 2.4-4.0A
40	LC 0011371	1.000	TIMER, 0.1-40S OFF DELAY
41	LC 001001604	1.000	CONTACTOR, 24VDC

Tailstock Assembly



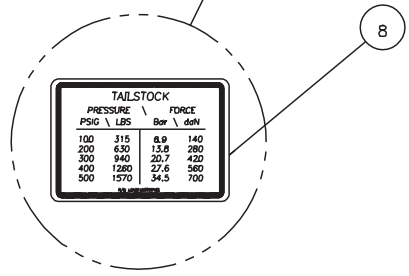
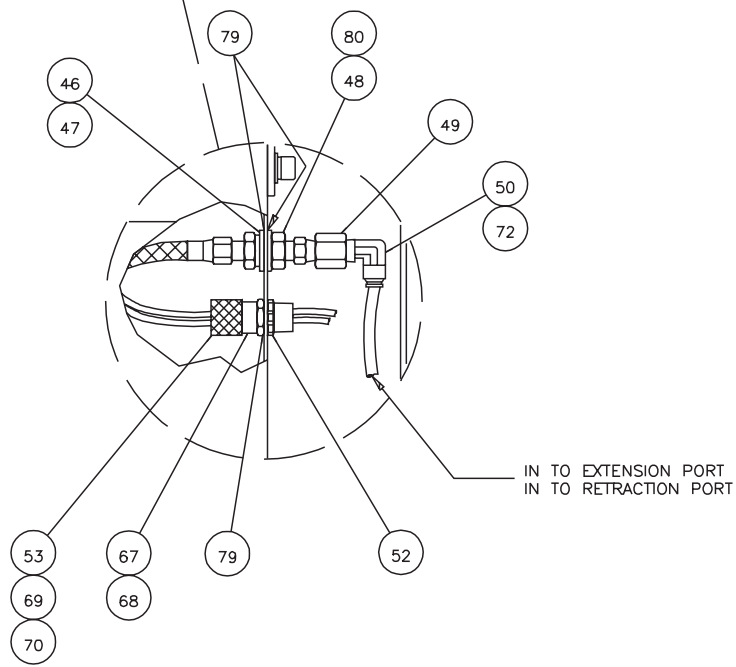
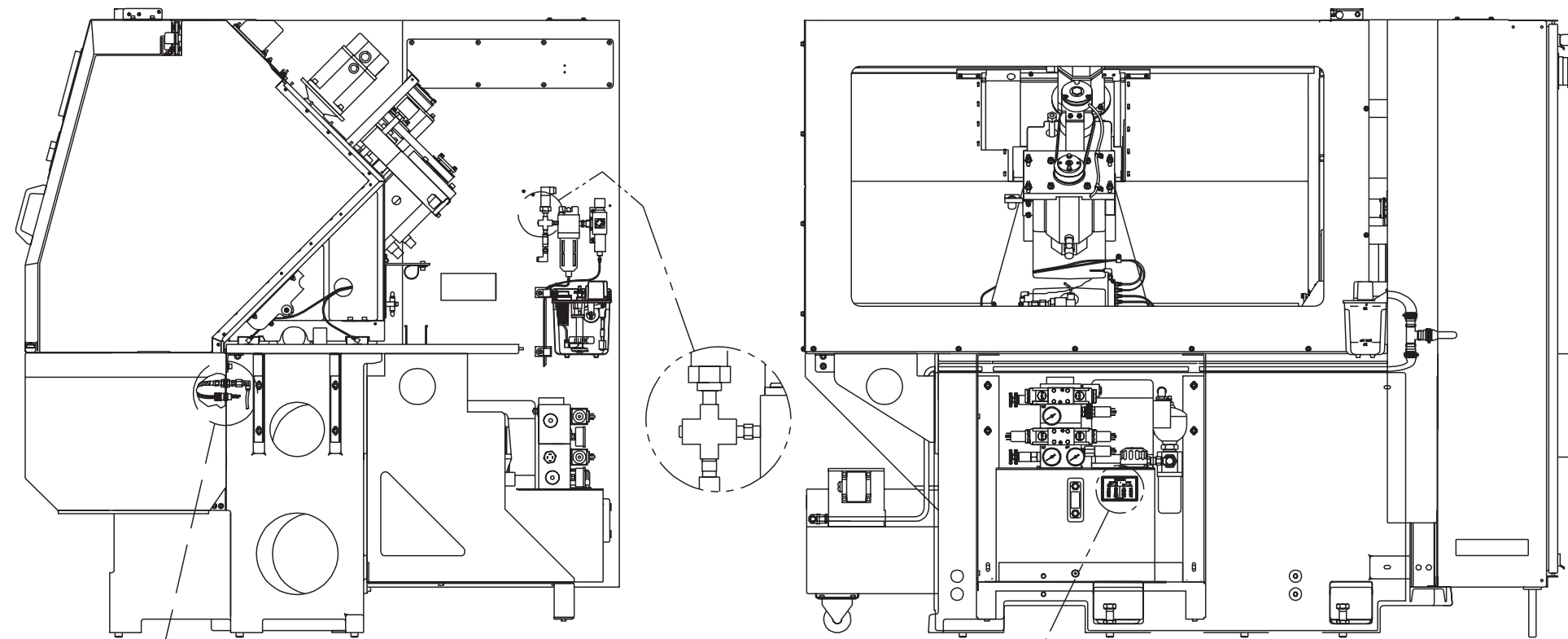


LEFT END VIEW ROTATED 45°

RIGHT END VIEW ROTATED 45°

MACHINE BASE

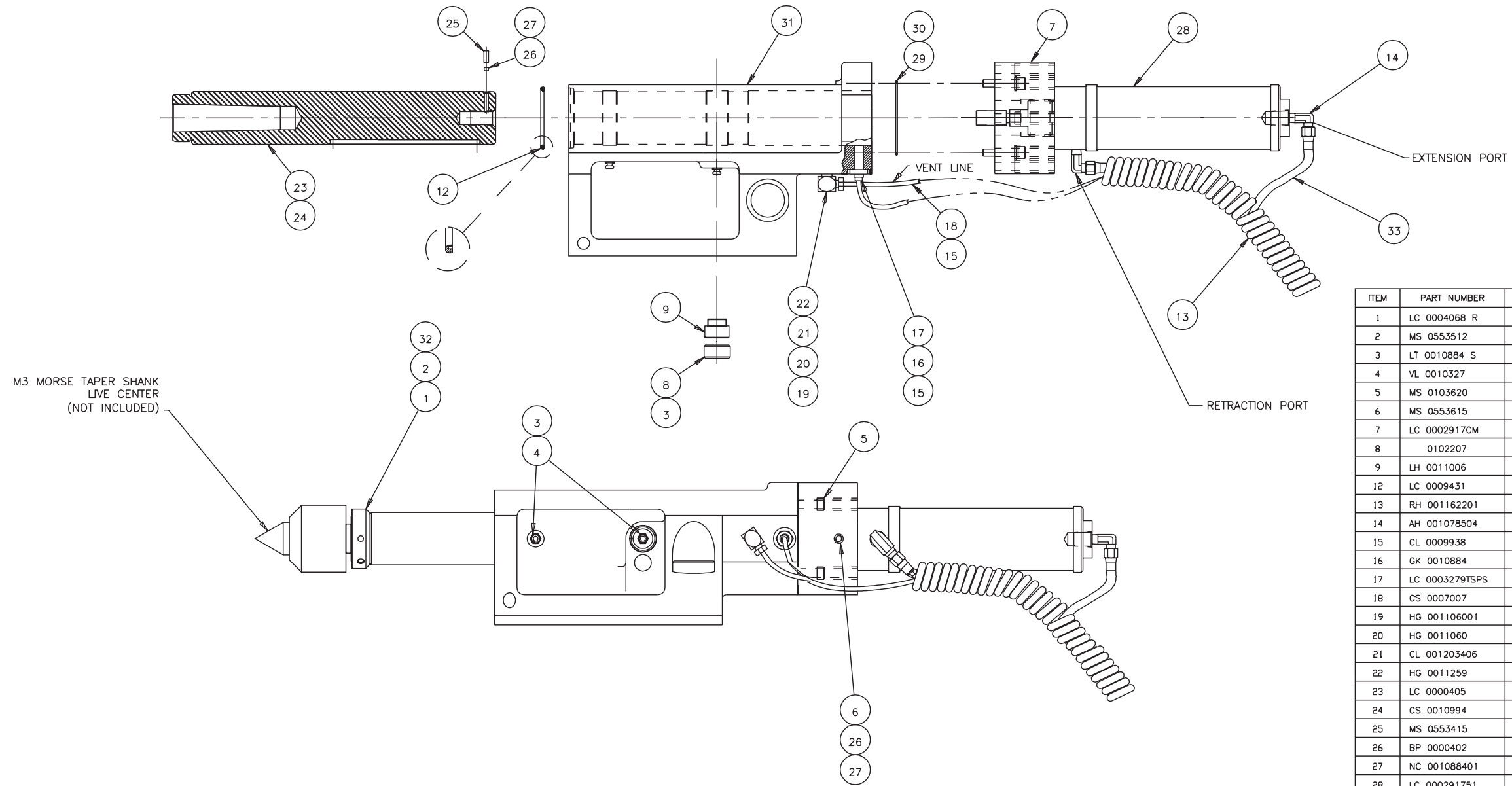
Tailstock Assembly



NOT SHOWN

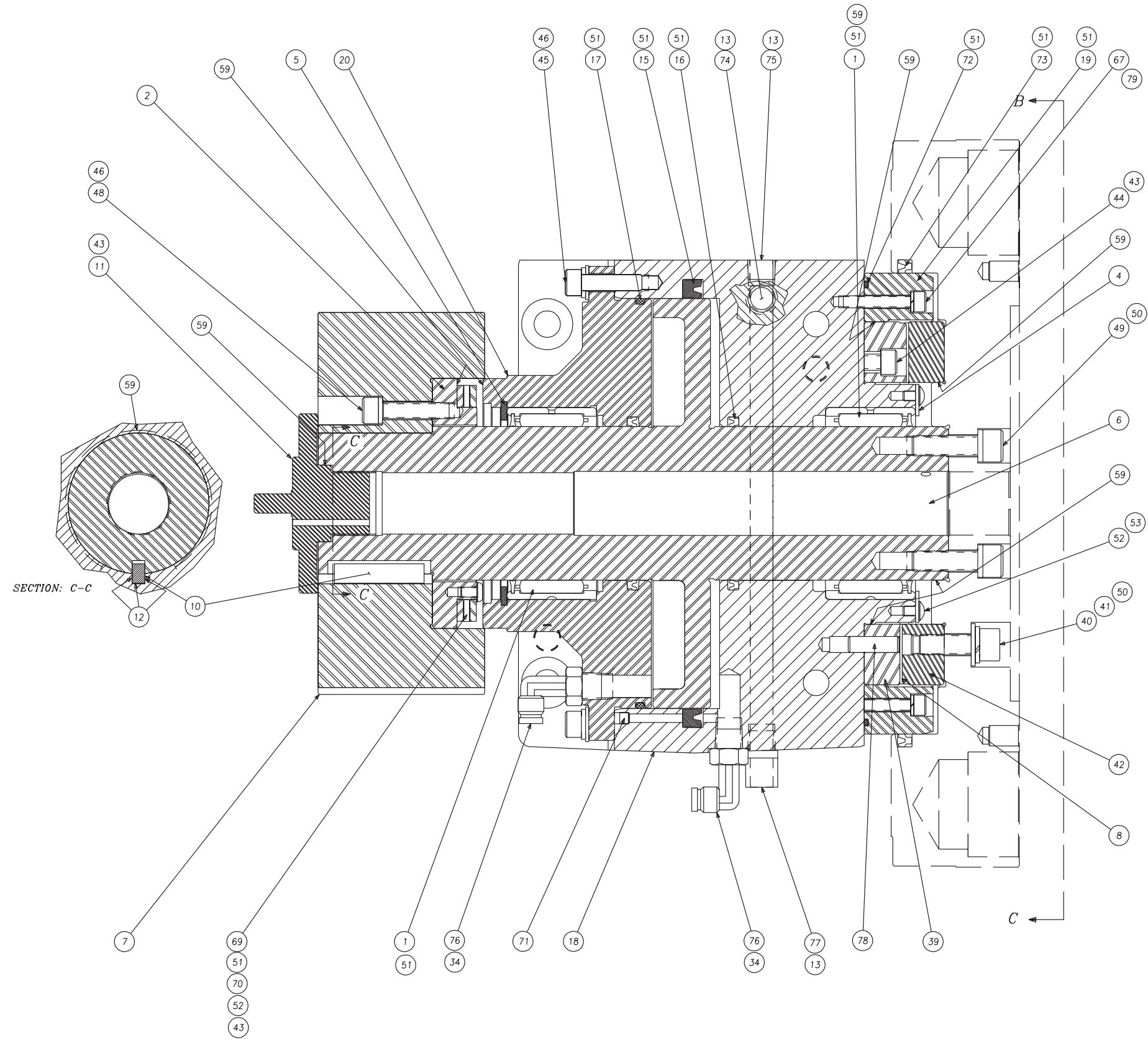
83
84
85
88

ITEM	PART NUMBER	QUANTITY	DESCRIPTION
1	LC 0000262 T	1.000	BED, TAILSTOCK
3	LC 0008042 Z	1.000	BEDPLATE Z TAILSTOCK
6	LCA0000003SA51	1.000	SUBASSEMBLY, TAILSTOCK
7	CS 000323001	2.000	WASHER, TAILSTOCK BASE
8	LCA001036661CE	1.000	TAG, TAILSTOCK PRESSURE
10	SG 0002840	8.000	WASHER, FLAT
11	MS 0104625	8.000	SCREW,SOC HD CP M16X2X55MM
13	MS 0103816	4.000	SCREW, SOC.HD.CAP M8X1.25X12
14	MS 0103820	16.000	SCREW, SOC HD CAP M8X1.25X30
17	CD 0004900	1.000	PIN DOWEL
20	MW 0104010	2.000	WASHER, FLAT M10 X 1.5 STEEL
21	CL 0011052	1.000	PIVOT
22	LC 0011304	1.000	SLEEVE, ECCENTRIC
23	NC 0010884	2.000	LOCTITE ADHESIVE
24	CS 000323002	1.000	WASHER, CLAMP
25	MS 0104221	3.000	SCREW,SOC HD CAP M12X1.75X35
26	MS 0104022	2.000	SCREW, SOC HD CAP, M10-1.5X4
27	LC 000763301	1.000	CLAMP - TAILSTOCK
28	LC 0000574	1.000	SUBBASE, TAILSTOCK
31	MW 0193810	16.000	WASHER, LOCK DIN-7980 M8X1.2
33	CS 0010994	0.300	GREASE
46	CL 000284001	2.000	WASHER, FLAT 7/16 HARDENED
47	MW 0104210	4.000	WASHER, FLAT M12 X 1.75 STEE
48	LC 000770302	2.000	FITTING, BULKHEAD, 4JIC
49	LC 000770303	2.000	ADAPTER, 37DEG JIC-1/4 NPT
50	LT 0010884 S	0.020	SEALANT, PIPE
52	AH 0011508	1.000	NUT, LOCK
53	DB 00092079B	1.000	NUT CONNECTOR COMPRESS
54	LC 000199052	2.000	STOP
67	50 0010226	1.000	GASKET ASSEMBLY 1/2 INCH
68	DB 00092079A	1.000	BODY CONNECTOR
69	SB 0009532	1.000	GROMMET
70	DB 0009207 W	1.000	WASHER CONNECTOR
72	FR 000770202	2.000	CONNECTOR,90
76	MW 0194010	2.000	WASHER, LOCK
79	GE 0010884	0.020	SEALER
80	MW 0194210	6.000	WASHER,LOCK,HICOLLAR M12 STL
83	MC 000025602	1.000	NAMEPLATE, Z AXIS CANCEL
84	LC 0003650GE01	2.000	SWITCH, CONTACT BLOCK
85	LC 0003650GE17	1.000	SWITCH, 3 POSITION, SQUARE
88	LCA00003650GE40	1.000	SWITCH, NAME PLATE



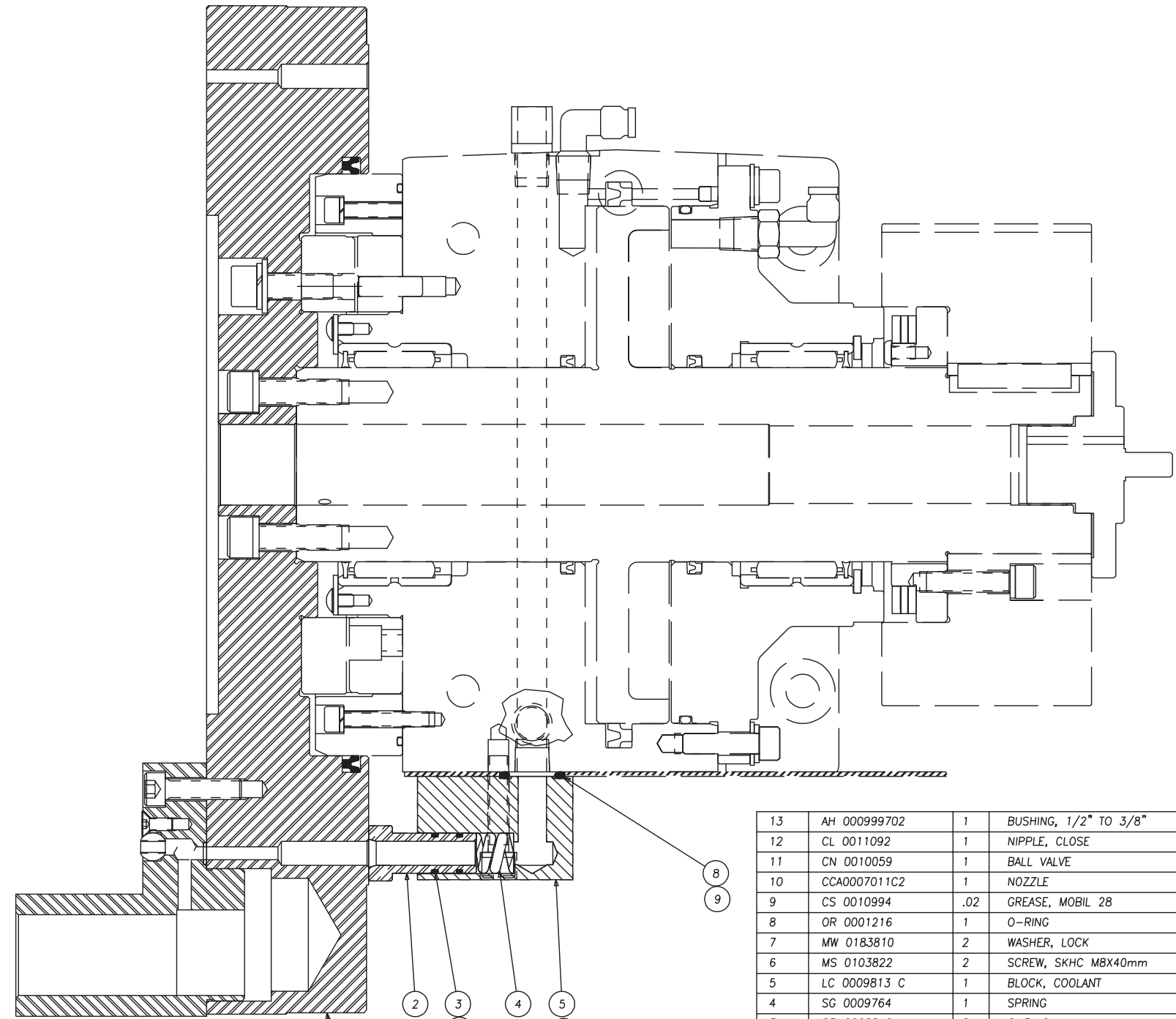
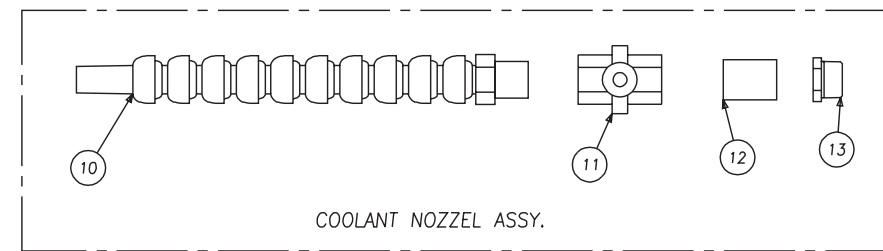
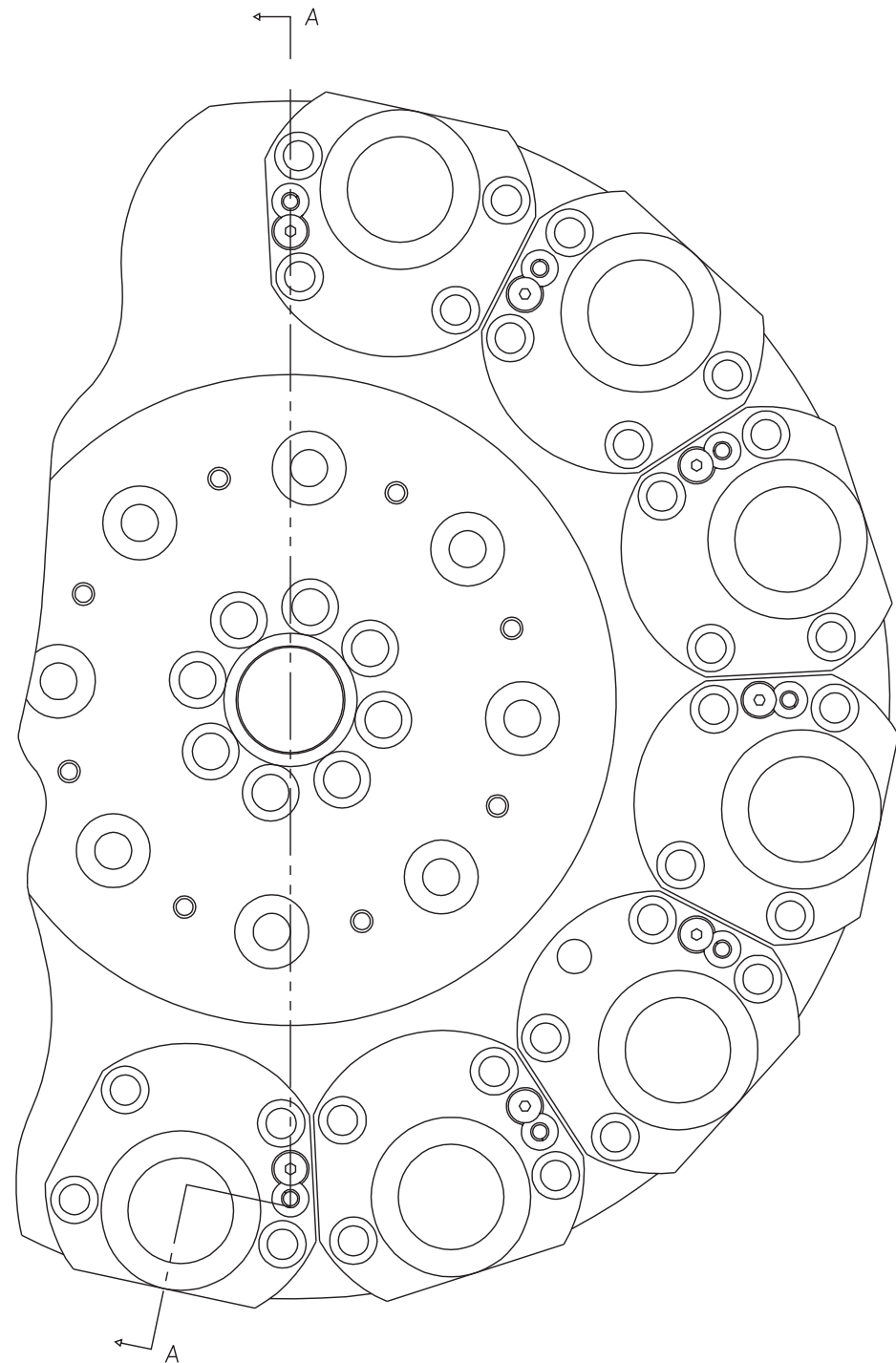
ITEM	PART NUMBER	QUANTITY	DESCRIPTION
1	LC 0004068 R	1.000	NUT, RELEASE
2	MS 0553512	2.000	SCREW, SOC.SET CUP M5X.8X5MM
3	LT 0010884 S	0.020	SEALANT, PIPE
4	VL 0010327	2.000	FITTING, LUBE M6 THRD
5	MS 0103620	7.000	SCREW, SOC.HD.CAP M6X1.0 X30
6	MS 0553615	1.000	SCREW, SOC.SET M6X1.0X10
7	LC 0002917CM	1.000	MOUNT, HYDRAULIC CYLINDER
8	0102207	1.000	SCREW, SHC 7/8-14 X 7/16
9	LH 0011006	1.000	KEY, SPINDLE
12	LC 0009431	1.000	SEAL, 2.00 OD X 1.75 ID
13	RH 001162201	3.000	SLEEVE, PLASTIC COIL
14	AH 001078504	2.000	ELBOW, 90 DEGREE
15	CL 0009938	6.000	SLEEVE, HIGH TEMPERATURE
16	GK 0010884	0.010	ULTRA BLUE, PERMATEX
17	LC 0003279TSPS	1.000	SWITCH, PROX, NO
18	CS 0007007	3.000	TUBING, NYLON
19	HG 001106001	1.000	BUSHING, COMPRESSION
20	HG 0011060	1.000	SLEEVE, COMPRESSION
21	CL 001203406	1.000	INSERT, 5/32 OD TUBE
22	HG 0011259	1.000	ADAPTER, ELBOW
23	LC 0000405	1.000	SPINDLE, TAILSTOCK-#3 MORSE
24	CS 0010994	0.100	GREASE
25	MS 0553415	1.000	SCREW, SOC SET-CUP M4X.7X10M
26	BP 0000402	2.000	PLUG BRASS
27	NC 001088401	0.020	ADHESIVE LOCTITE #222
28	LC 000291751	1.000	CYLINDER, TAILSTOCK 4" STROKE
29	OR 0003840	1.000	O-RING
30	RF 0010994	0.100	GREASE, SILICON
31	LCA0000401	1.000	TAILSTOCK BODY
32	37 0000483	2.000	PLUG FOR SET SCREW
33	LC 0007004	2.000	HOSE, BRAIDED 36" LONG

Turret Assembly



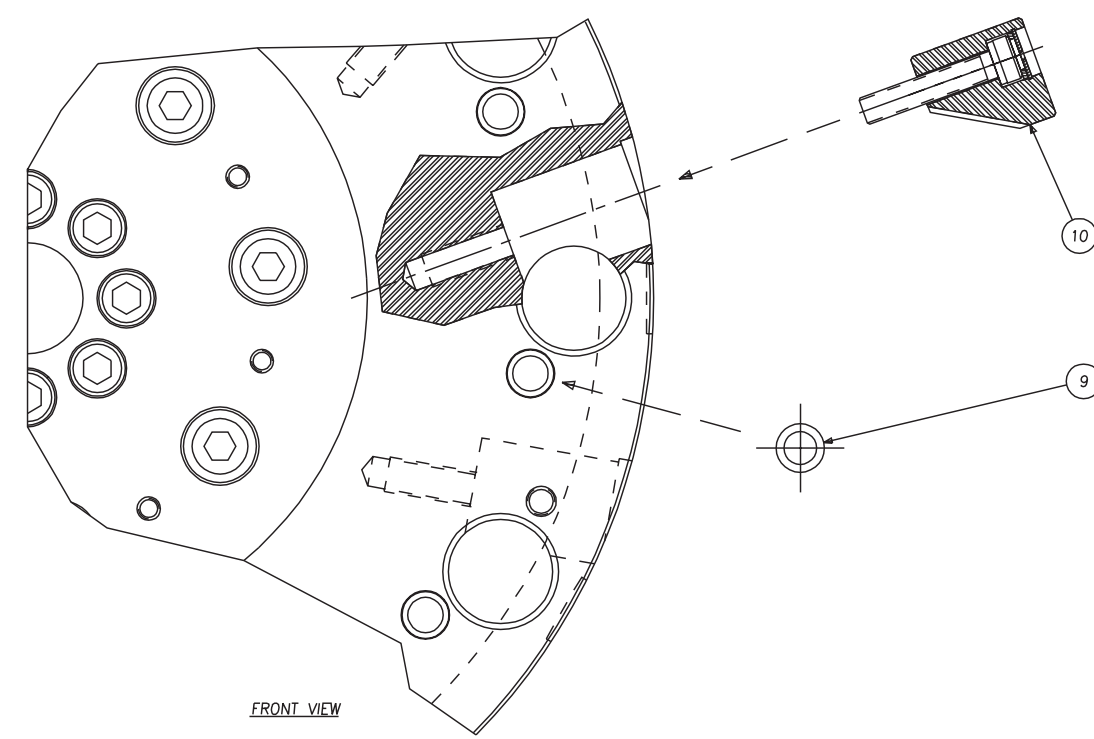
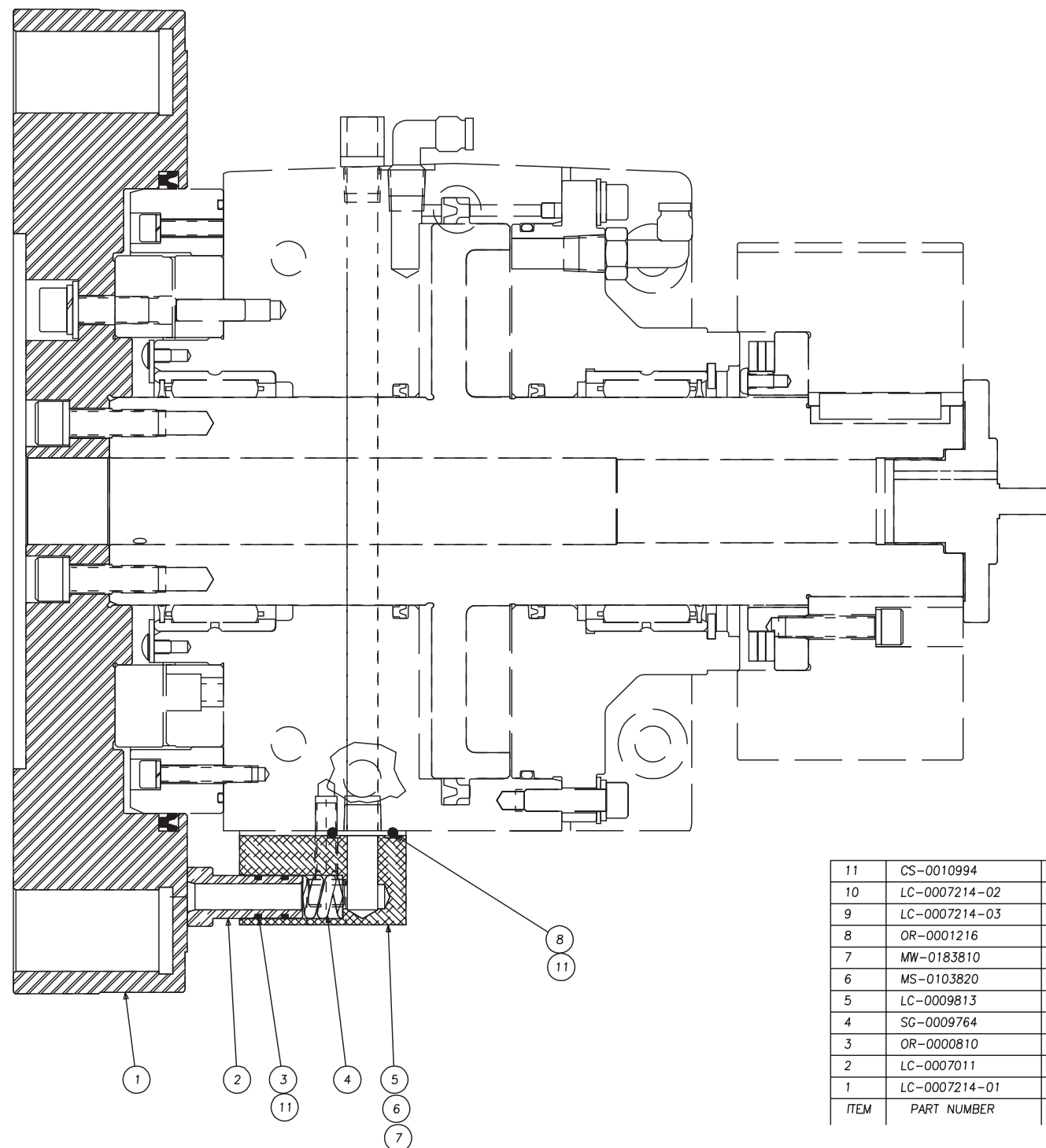
79	MW-0193610	8	WASHER, M6 LOCK SQ
78	NC-0006709	2	PIN, DOWEL
77	SG-0007702	1	FITTING, PRESLOCK ST
76	SG-0007702-A9	2	MALE SWIVEL ELL 1/4"
75	375-0001467	1	PLUG, PIPE 3/8" NPT
74	SB-0001914	1	PLUG, PIPE 1/4" NPT
73	LC-0011198-02	1	SEAL, POLYPAK
72	OR-0136139	1	O-RING, 8.487ID x .103 CS
71	S-0010700-03	2	LEE PLUG, 218 SHORT
70	LC-0011157	2	WASHER, THRUST
69	LC-0004749	1	BEARING, THRUST
67	MS-0103621	8	SCREW, SOC HD CP M6-1.0 x
59	VS-0010440	.05	ANTI-SIEZE
53	NC-0010884-01	.01	LOCTITE 222-31
52	MS-0303514	10	SCREW, M5-0.8 BUT HD x 8m
51	CS-0010994	.10	GREASE, MOBIL 28
50	MW-0194010	16	WASHER, M10 LOCK
49	MS-0104021	8	SCREW, M10 SOC HD CP x 35
48	MS-0103821	4	SCREW,M8-1.25 SOC HD CP x
46	MW-0193810	12	WASHER, M8 SQ LOCK
45	MS-0103820	8	SCREW, M8 SOC HD CP x 30m
44	MS-0103819	8	SCREW, M8 SOC HD CP x 25m
43	NC-0010884	.03	LOCTITE 242
42	SG-0011792-4T	1	COUPLING, TOP PLATE (12 S
41	MW-0104010-H	8	WASHER, M10 FLAT
40	MS-0104020	8	SCREW, M10 SOC HD CP x 35
39	CSA-0011792-4H	1	COUPLING, HOUSING (12 STA
34	LT-0010884-S	.2	SEALANT, PIPE
20	LCA-0010768	1	CAP, REAR PISTON
19	LC-0009813-04	1	RING, SEAL
18	LCA-0007201	1	HOUSING, TURRET
17	OR-0123128	1	O-RING, 7.734ID x .139 CS
16	LC-0011138-03	2	SEAL, 3" CUP
15	LCC001113808	1	SEAL, 8" CUP
13	SB-0010884-S	.3	SEALANT, HYDRAULIC
12	SL-0010884	.1	LOCTITE 635
11	LC-00009487	1	STUD, ENCODER
10	LC-0007306	1	KEY, PISTON
8	LC-0012076	.007	WAX, PROTECTIVE
7	LC-0003177-D	1	PULLEY, DRIVEN (75 TOOTH)
6	LC-0011455	1	PISTON
5	375-0008231	1	RING, RETAINING 3-3/4ID
4	LC-0011487	1	BEARING KEEPER
2	LC-0009653	1	RETAINER, THRUST BEARING
1	LC-0004145	2	BEARING, NEEDLE
ITEM	PART NUMBER	QTY	DESCRIPTION

Turret Top Plate, Hardinge



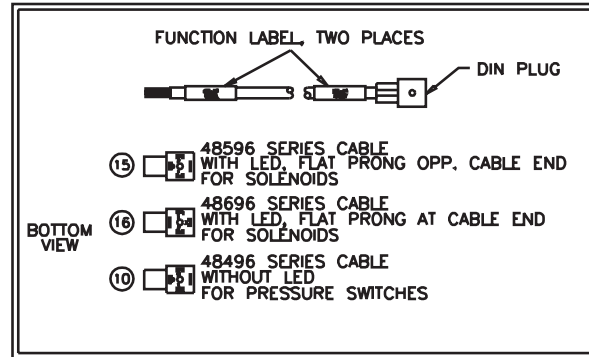
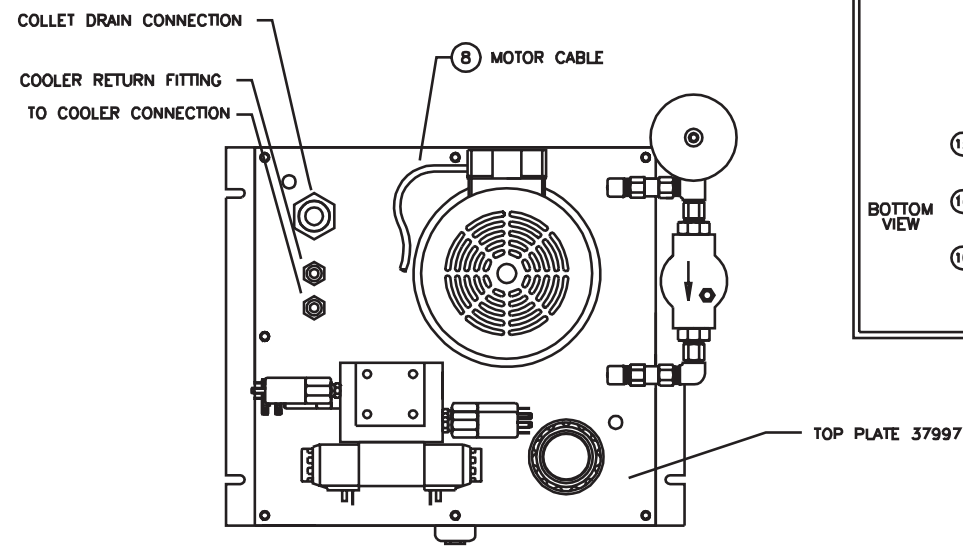
SECTION A-A (UNFOLDED)

13	AH 000999702	1	BUSHING, 1/2" TO 3/8"
12	CL 0011092	1	NIPPLE, CLOSE
11	CN 0010059	1	BALL VALVE
10	CCA0007011C2	1	NOZZLE
9	CS 0010994	.02	GREASE, MOBIL 28
8	OR 0001216	1	O-RING
7	MW 0183810	2	WASHER, LOCK
6	MS 0103822	2	SCREW, SKHC MBX40mm
5	LC 0009813 C	1	BLOCK, COOLANT
4	SG 0009764	1	SPRING
3	OR 0000810	2	O-RING
2	LC 0007011	1	SEAL, COOLANT
1	LC 0007214 C	1	PLATE, TOP W/COOLANT
ITEM	PART NUMBER	QTY	DESCRIPTION

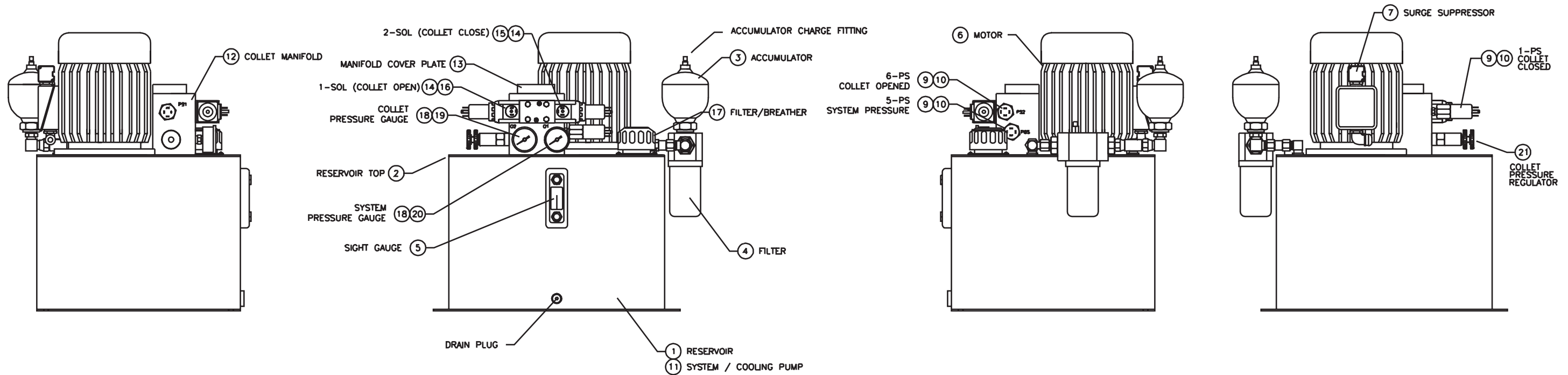


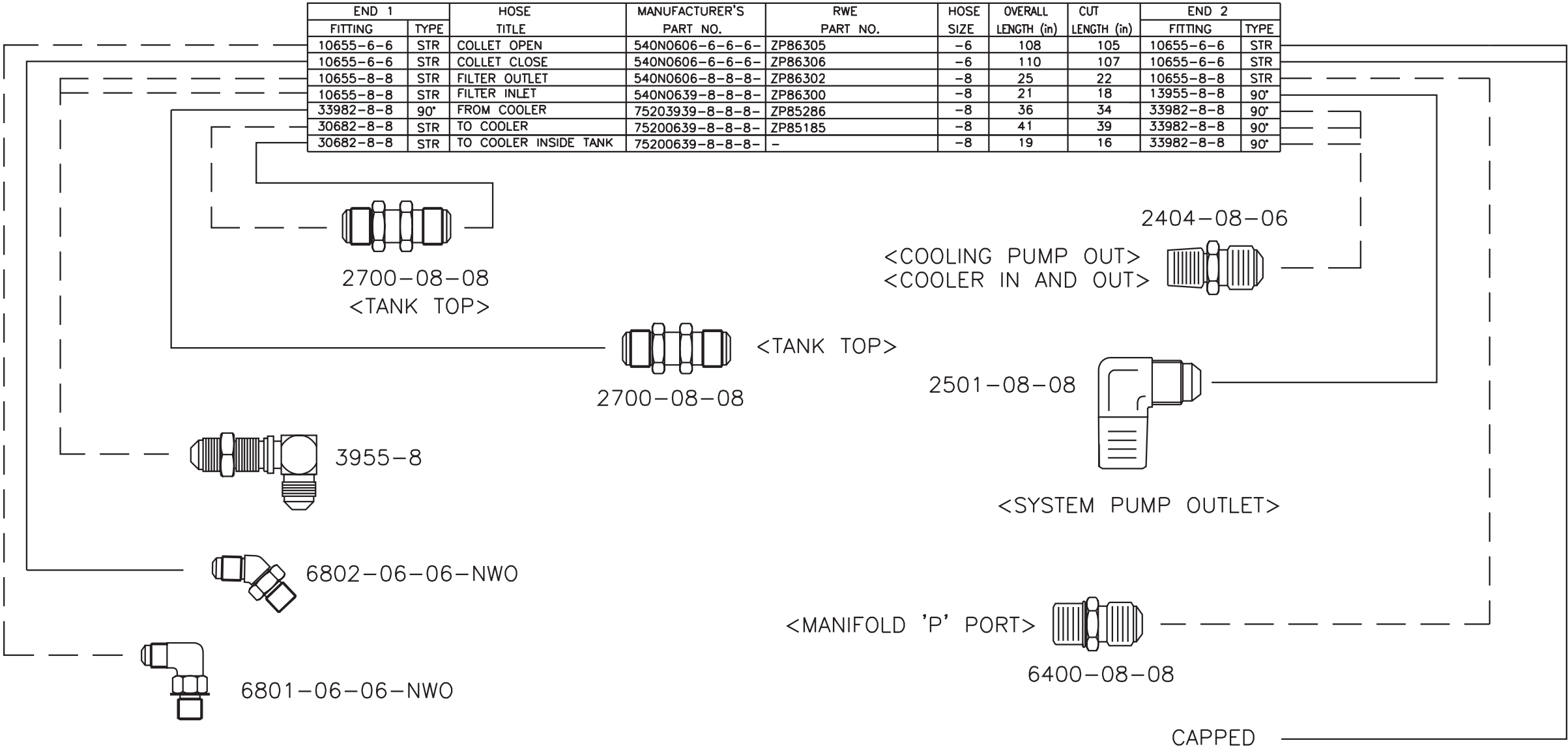
11	CS-0010994	.03	GREASE, MOBIL 28
10	LC-0007214-02	12	CLAMP, VDI TOOLING
9	LC-0007214-03	12	INSERTS, CENTERING
8	OR-0001216	1	O-RING
7	MW-0183810	2	WASHER, LOCK
6	MS-0103820	2	SCREW, SKHC M8x30mm
5	LC-0009813	1	BLOCK, COOLANT
4	SG-0009764	1	SPRING
3	OR-0000810	2	O-RING
2	LC-0007011	1	SEAL, COOLANT
1	LC-0007214-01	1	TOP PLATE, VDI
ITEM	PART NUMBER	QTY	DESCRIPTION

Hydraulic Unit Assembly



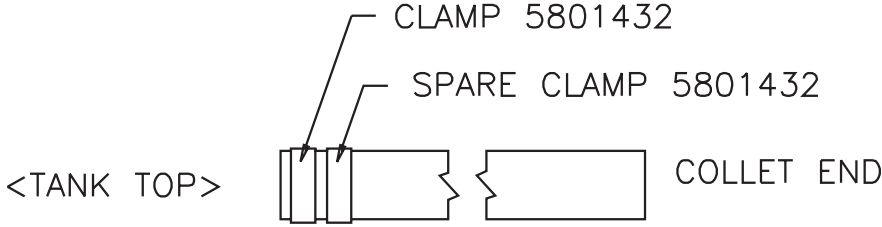
ITEM	QTY	VENDOR	DESCRIPTION	PART NUMBER
1	1	CAMERON FABRICATING	RESERVOIR	RWE 23997
2	1	CAMERON FABRICATING	RESERVOIR TOP	RWE 37997
3	1	OILAIR	ACCUMULATOR	IH-20-3-100-3
4	1	PALL	SYSTEM FILTER	HH9020A12KNRBP
5	1	LUBE	SIGHT LEVEL GAUGE	G1615-03-A-1
6	1	NORTHMAN	1HP 3PH 230 VAC	VERT. INTEGRAL MOTOR
7	1	MUR	SURGE SUPPRESSOR	23-030
8	16	CAROL	MOTOR CABLE	95255
9	3	CCS	PRESSURE SWITCH	CSA-0011736-02 60INCR
10	3	RWE	CABLE ASSEMBLY	48496-1-00-158
11	1	NORTHMAN	SYSTEM / COOLING PUMP	VPVCG-F30/7.8-A2-01
12	1	MODULAR CONTROLS	COLLET MANIFOLD	MCD-5618*02-177532
13	1	DAMAN	DO5 COVER PLATE	AD05-CPP
14	1	VICKERS	SOLENOID VALVE	DG4V-3S-2N-MUH560
15	1	RWE	CABLE ASSEMBLY	48596-E-00-158
16	1	RWE	CABLE ASSEMBLY	48696-H-00-158
17	1	LENZ	FILLER / BREATHER	FCS-537
18	2	LENZ	PRESSURE GAUGE	AFC-1M-20RC
19	1	RWE	GAUGE OVERLAY	RWE 07591
20	1	RWE	GAUGE OVERLAY	RWE 05091
21	1	MODULAR CONTROLS	PRESSURE REGULATOR	PRV1-10-K-0-6/





END 1		HOSE TITLE	MANUFACTURER'S PART NO.	RWE PART NO.	HOSE SIZE	OVERALL LENGTH (in)	CUT LENGTH (in)	END 2	
FITTING	TYPE							FITTING	TYPE
10655-6-6	STR	COLLET OPEN	540N0606-6-6-6-	ZP86305	-6	108	105	10655-6-6	STR
10655-6-6	STR	COLLET CLOSE	540N0606-6-6-6-	ZP86306	-6	110	107	10655-6-6	STR
10655-8-8	STR	FILTER OUTLET	540N0606-8-8-8-	ZP86302	-8	25	22	10655-8-8	STR
10655-8-8	STR	FILTER INLET	540N0639-8-8-8-	ZP86300	-8	21	18	13955-8-8	90°
33982-8-8	90°	FROM COOLER	75203939-8-8-8-	ZP85286	-8	36	34	33982-8-8	90°
30682-8-8	STR	TO COOLER	75200639-8-8-8-	ZP85185	-8	41	39	33982-8-8	90°
30682-8-8	STR	TO COOLER INSIDE TANK	75200639-8-8-8-	-	-8	19	16	33982-8-8	90°

END 1 (LABELED)		HOSE TITLE	MANUFACTURER'S PART NO.	RWE PART NO.	HOSE SIZE	OVERALL LENGTH (in)	END 2	
FITTING	TYPE						FITTING	TYPE
NONE	-	COLLET DRAIN	NEWAGE H090-G140-0280-100	-----	-16	84	NONE	-



Hydraulic Unit Tailstock Option

